Smart Manufacturing of Aluminum Profiles for Automation



One-stop industrial aluminum profile solutions

Custom equipment frames and structural profiles

Supporting automation equipment

Product Selection Catalogue

Dongguan Sinsdar Automation Technology Co., Ltd.



Company Profile

Dongguan Sinsdar Automation Technology Co., Ltd., based in Hengli, Dongguan, is a technology company focused on the development and manufacture of industrial automation systems, specialized equipment and precision components. Drawing on Dongguan's industrial cluster, the company offers integrated equipment customization, machining and electrical-control support, supplying automation components and technical services to manufacturing customers in domestic and international markets.

Core Strengths

Our specialist team uses standardized project management and project data to support decisions. With a customer-focused approach, we connect requirements, solution design, production delivery and after-sales technical support. By coordinating people, processes and data, we provide stable and efficient one-stop solutions for custom automation.



Mutual Success



Service Model

We provide project-based, one-stop service coordinated by a dedicated project manager. This covers pre-sales requirements analysis and solution customization; design, machining, assembly and commissioning; and after-sales installation training, operation and maintenance support. Through direct sales without intermediaries and our local supply chain, we respond to customer needs with custom automation solutions suited to their production lines.

Our Vision

Advancing smart manufacturing
to empower manufacturing in China

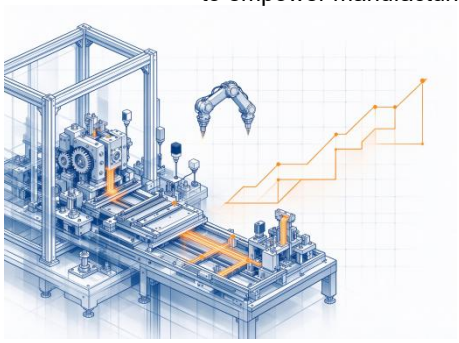

Our Values

Integrity, customer focus, practical innovation
and mutually beneficial cooperation



Contents / Profiles

	Page
1. General-Purpose Profiles	5
2. Lean Tube Profiles	8
3. Industrial Ladder Profiles	10
4. EU 10 Series Profiles	11
5. EU 15 Series Profiles	12
6. EU 20 Series Profiles	15
7. EU 25 Series Profiles	20
8. EU 30 Series Profiles	21
9. EU 35 Series Profiles	27
10. EU 40 Series Profiles	28
11. EU 45 Series Profiles	50
12. EU 50 Series Profiles	54
13. EU 60 Series Profiles	57
14. GB 10 Series Profiles	59
15. GB 15 Series Profiles	60
16. GB 20 Series Profiles	61
17. GB 25 Series Profiles	63
18. GB 30 Series Profiles	64
19. GB 40 Series Profiles	69
20. GB 45 Series Profiles	79
21. GB 50 Series Profiles	80

Contents / Accessories

	Page
22. Die-cast Corner Brackets	81
23. Extruded Corner Brackets	83
24. Joining Plates	92
25. Plates for Leveling Feet & Eye Bolts	97
26. Elastic End Connectors	99
27. Anchor Fastener Cams	100
28. Internal Connectors	101
29. Linear Extension Connectors	102
30. Interior Corner Brackets	103
31. Slot Connectors	105
32. Pivot Joints	106
33. End Plate Connectors	107
34. Square Brackets	108
35. Hammer Head T-Nuts	109
36. Square Nuts	111
37. Roll-in T-Nuts	112
38. Roll-in T-Nuts with Spring Ball	113
39. T-Nuts with Spring Ball	114
40. Sliding Nuts	115
41. Sliding Nuts with Spring Ball	117
42. T-Nuts with Spring Leaf	118
43. Hammer Head T-Bolts	120
44. U-Shaped Cover Strips	122
45. Panel Retaining Strips	123
46. Combined Seal Strips	124
47. Door Slider Blocks	125
48. Sliding Fixing Blocks	126

	Page
49. Spacer Blocks	127
50. Sealing Strips	128
51. Flexible Flat Slot Cover Strips	129
52. Aluminum End Caps	130
53. Striker Plates	132
54. Magnetic Catches	133
55. Ball Catches	133
56. Economy Magnetic Catches	134
57. Dustproof Magnetic Catches	135
58. High-Strength Magnetic Catches	136
59. Door Stoppers	137
60. Economy Cylinder Locks	139
61. Push-to-Open Flush Locks	140
62. Economy Flush Locks	141
63. Flush Pull Handles	143
64. Square Bridge Pull Handles	147
65. Oval Bridge Pull Handles	148
66. Round Pull Handles	149
67. Oval Pull Handles	150
68. Male-Threaded Handles	151
69. Handle Sleeves	153
70. Nylon Hinges	154
71. Nylon Lift-off Hinges	155
72. Stainless Steel Hinges	156
73. Zinc Alloy Hinges	156
74. Aluminum Hinges	157
75. Aluminum Hinges with Slotted Holes	158
76. Aluminum Lift-off Hinges	159
77. Aluminum Detent Hinges	160
78. Aluminum Double Pivot Hinges	161
79. Torque Hinges	162
80. Adjustable Leveling Feet	164
81. Leveling Feet with All-Nylon Bases	165
82. Medium-Duty Adjustable Leveling Feet	166
83. Economy Adjustable Leveling Feet	168
84. Low-Profile Casters	170
85. Rigid Casters	172
86. Economy Leveling Casters	174

1. General-Purpose Profiles

Model	Cross-section	Weight Kg/m
XAOB05-1530	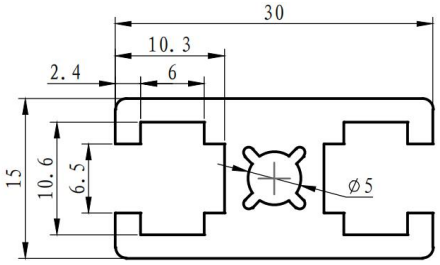	0.67
XAOB05-1530F	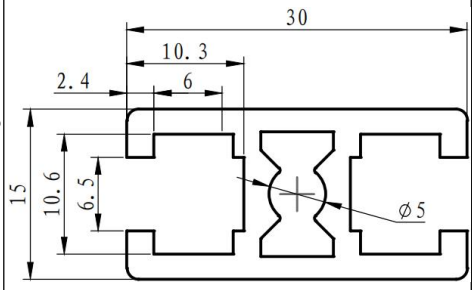	0.56
XAGB06-2040M	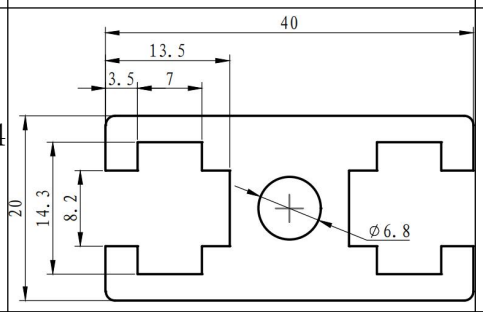	1.26
XAGB06-J2040M	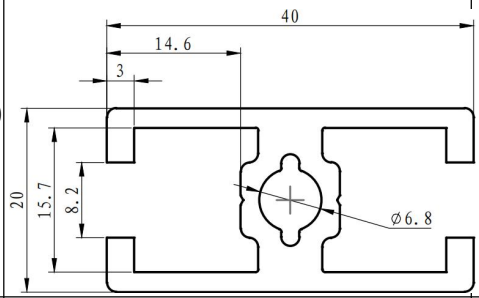	0.84
XATY05-L-A40-B40-T5	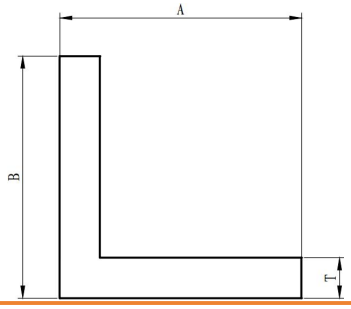	1.03

Model	Cross-section	Weight kg/m
XAGB06-1530	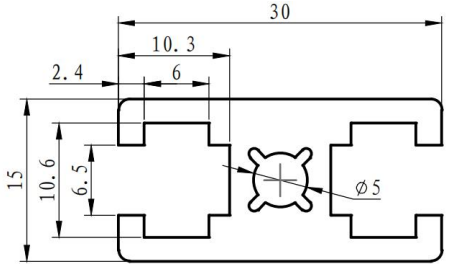	0.67
XAOB05-2040M	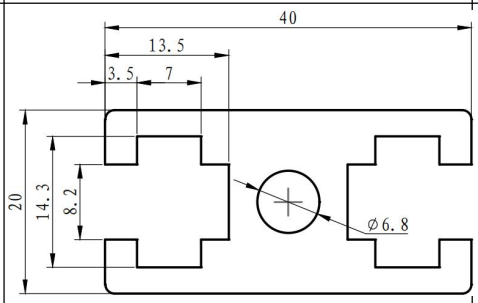	1.26
XAOB05-J2040M	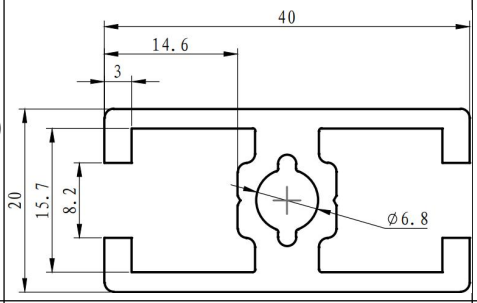	0.84
XATY05-L-A30-B30-T5	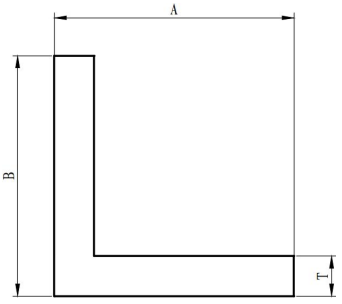	0.76
XATY05-L-A50-B50-T5	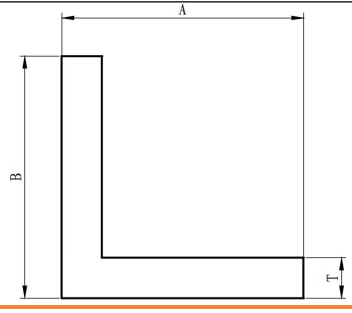	1.31

Note: Theoretical weights are for reference; images are illustrative. Actual measured dimensions and thickness govern. Customization, machining and cutting available.

sinsdar

General-Purpose Profiles

Model	Cross-section	Weight Kg/m
XAOB05-8516	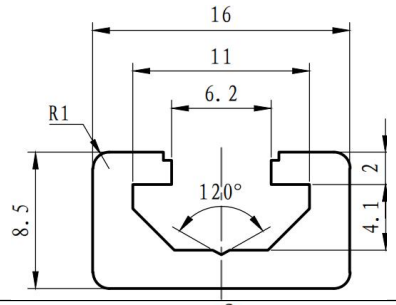	0.23
XATS05-609	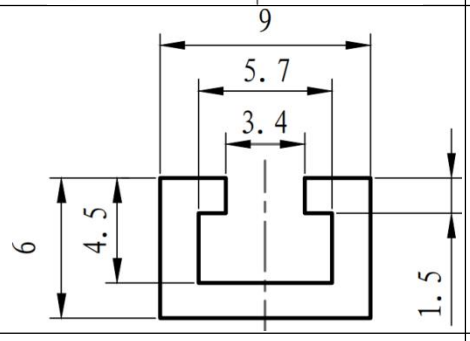	0.09
Sliding door track XAMS01-W Material: A6063-T5	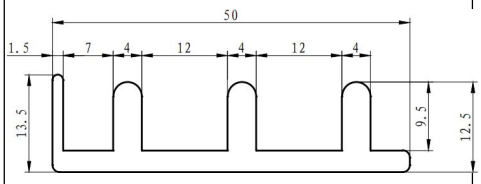	0.82
Profile handle end cap XARC51-2436-R XARC52-2436-R	 Handle end cap (right)	/
XAOB05-2436	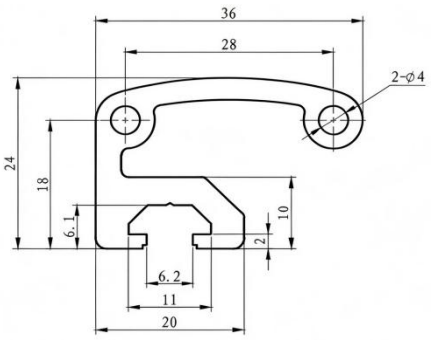	0.75

Model	Cross-section	Weight kg/m
XAOB05-1640	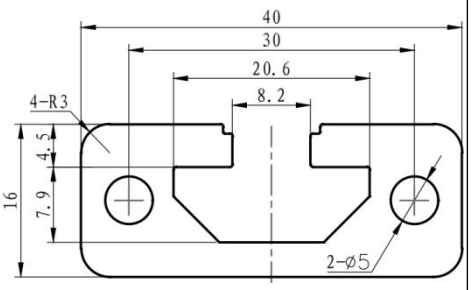	1.14
XATS05-619	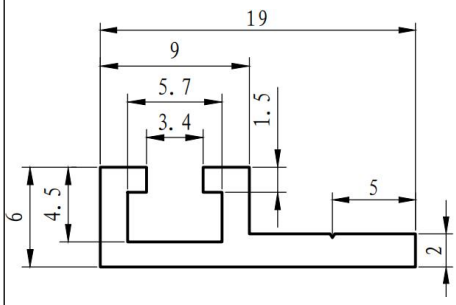	0.15
Sliding door track XAMS01-E Material: A6063-T5	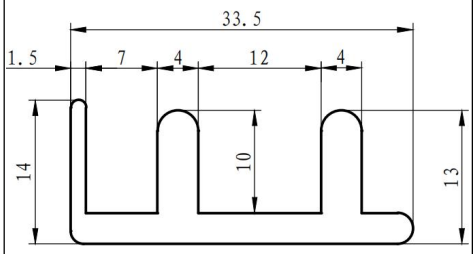	/
XARC51-2436-L XARC52-2436-L	 Handle end cap (left)	0.53
Aluminum cable duct profile XATY05-F-3030CD	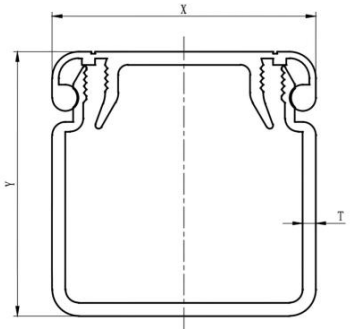 Note: X30 Y30 T2	0.73

Note: Theoretical weights are for reference; images are illustrative. Actual measured dimensions and thickness govern. Customization, machining and cutting available.

General-Purpose Profiles

Model	Cross-section	Weight Kg/m
Aluminum cable duct profile XATY05-F-3060CD	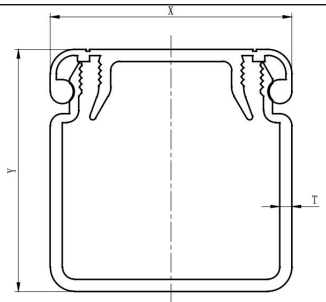 Note: X30Y60T2	1.06
Aluminum cable duct profile XATY05-F-4080CD	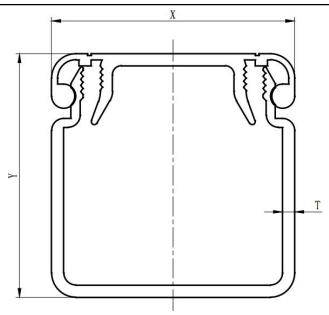 Note :X40Y80T2	1.39
Aluminum cable duct profile XATY05-F-6060CD	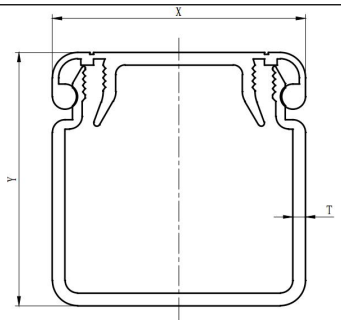 Note:X60Y60T2	1.39
Speed-chain profile XATS05-25-19	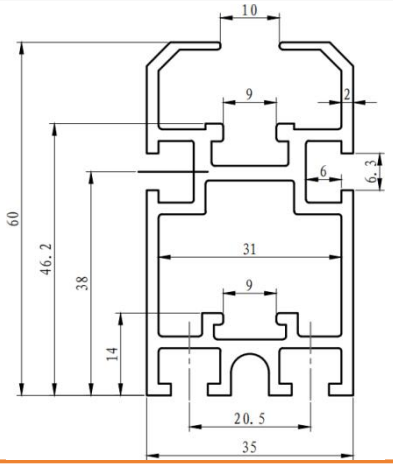	1.5

Model	Cross-section	Weight kg/m
Aluminum cable duct profile XATY05-F-4040CD	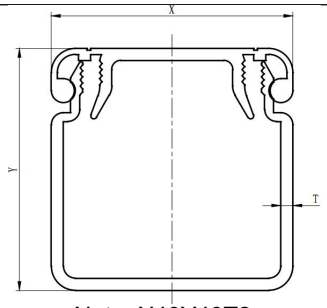 Note: X40Y40T2	0.95
Aluminum cable duct profile XATY05-F-5050CD	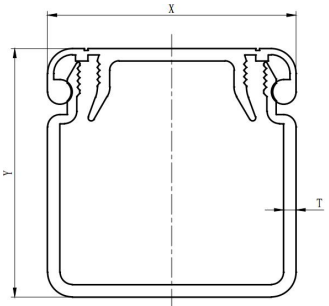 Note: X50Y50T2	1.17
Aluminum cable duct profile XATY05-F-8080CD	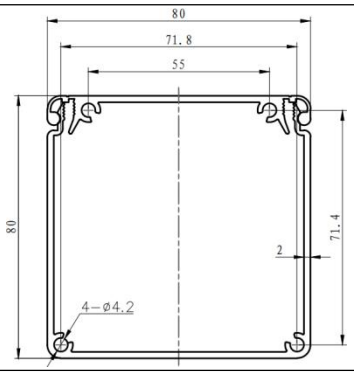	1.96
Speed-chain profile XATS05-25-19D	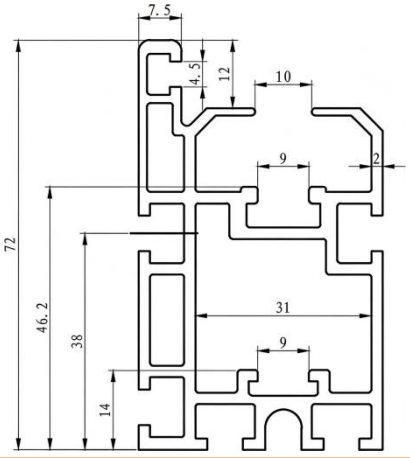	1.97

Note: Theoretical weights are for reference; images are illustrative. Actual measured dimensions and thickness govern. Customization, machining and cutting available.

2. Lean Tube Profiles

Model	Cross-section	Weight Kg/m	Model	Cross-section	Weight kg/m
	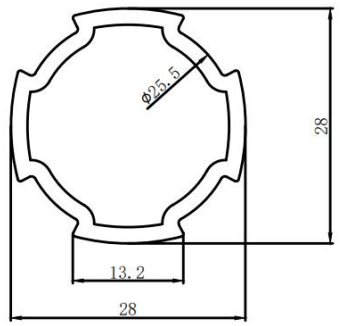	0.49		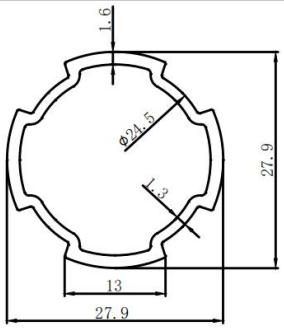	0.24
	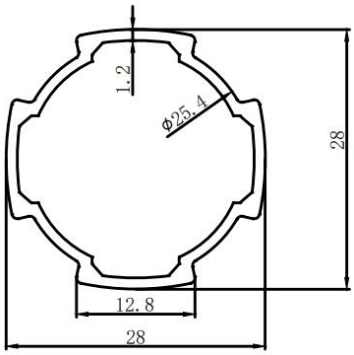	0.21		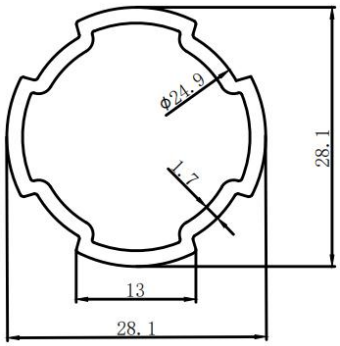	0.25
	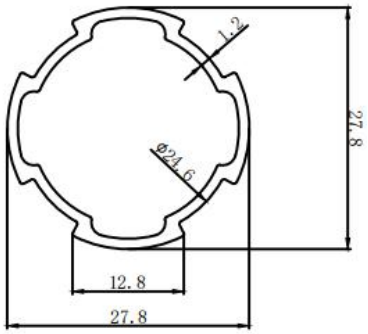	0.19		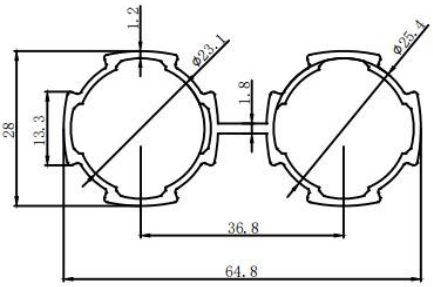	0.75
	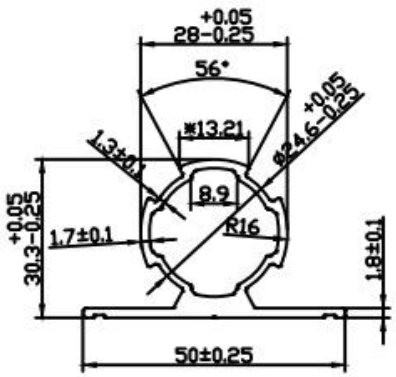	0.67		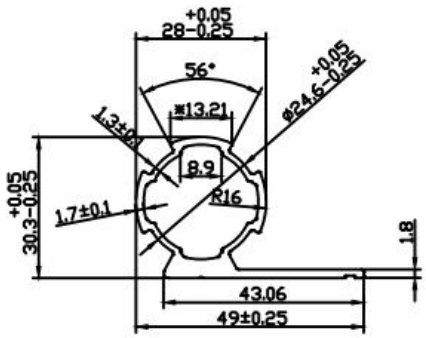	0.64

Note: Theoretical weights are for reference; images are illustrative. Actual measured dimensions and thickness govern. Customization, machining and cutting available.

sinsdar

Lean Tube Profiles

Model	Cross-section	Weight Kg/m
	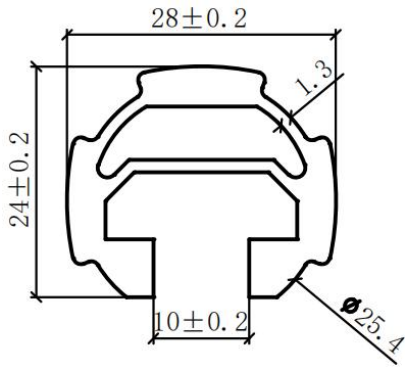	0.68
	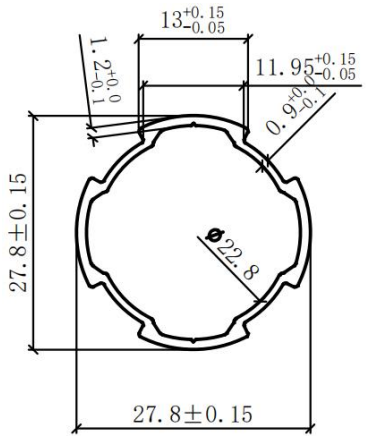	0.28

Model	Cross-section	Weight kg/m
	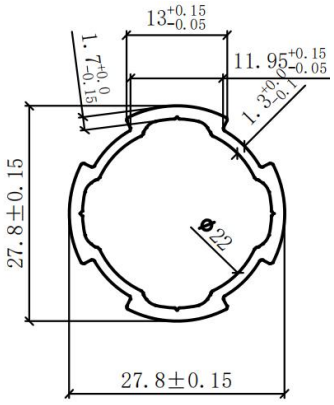	0.38
	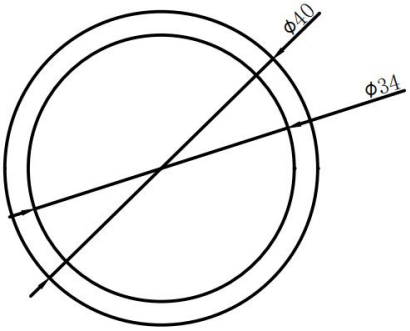	0.95

Note: Theoretical weights are for reference; images are illustrative. Actual measured dimensions and thickness govern. Customization, machining and cutting available.

3. Industrial Ladder Profiles

Model	Cross-section	Weight Kg/m
	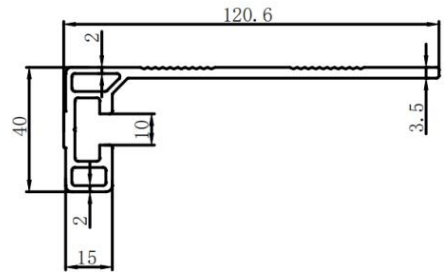	1.69
	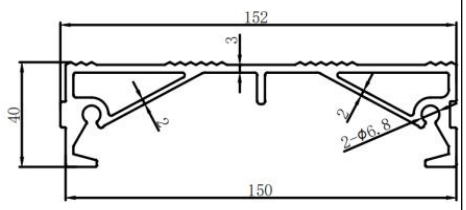	3.22
	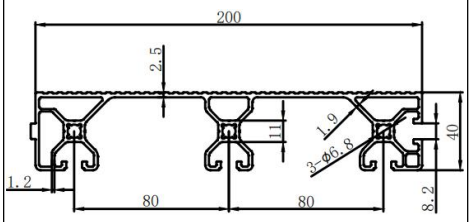	3.62

Model	Cross-section	Weight kg/m
	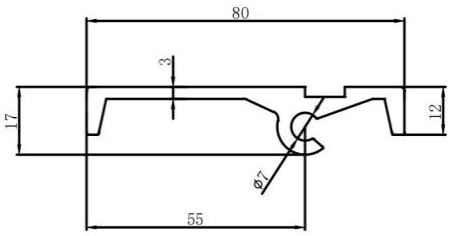	1.17
	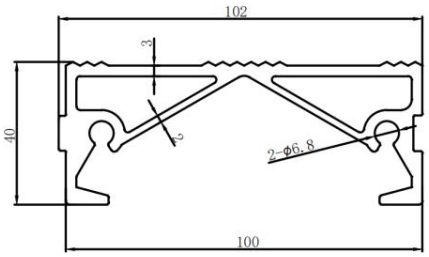	2.65

Note: Theoretical weights are for reference; images are illustrative. Actual measured dimensions and thickness govern. Customization, machining and cutting available.

4. EU 10 Series Profiles

Model	Cross-section	Weight Kg/m
	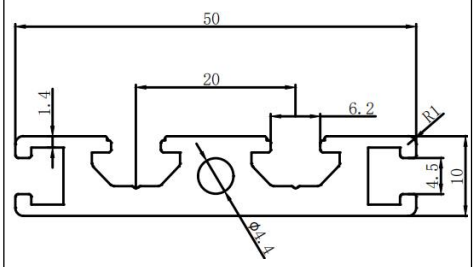	0.82
	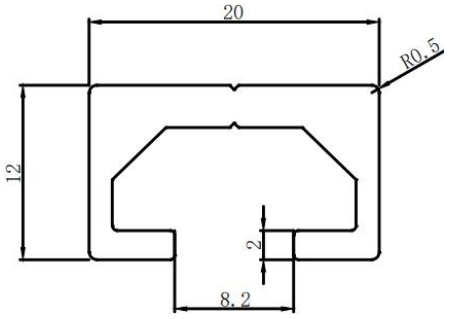	0.32

Model	Cross-section	Weight kg/m
	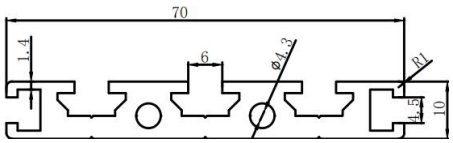	1.23
	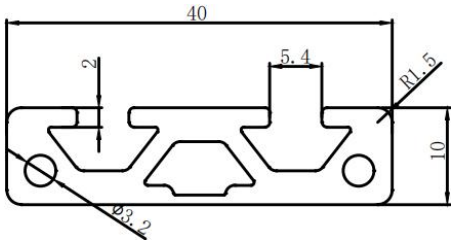	0.65

Note: Theoretical weights are for reference; images are illustrative. Actual measured dimensions and thickness govern. Customization, machining and cutting available.

5. EU 15 Series Profiles

Model	Cross-section	Weight Kg/m	Model	Cross-section	Weight kg/m
	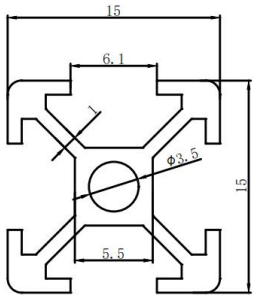	0.22		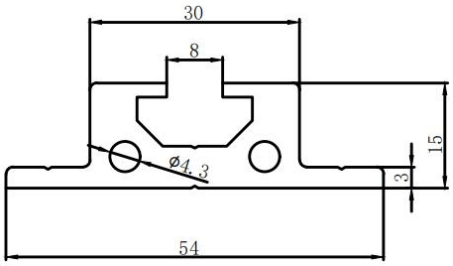	1.02
	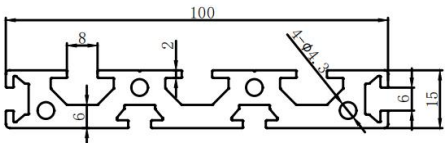	2.45		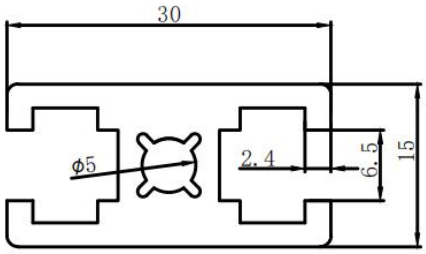	0.67
	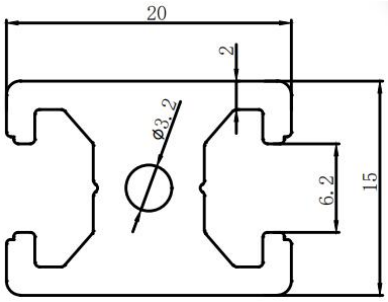	0.5		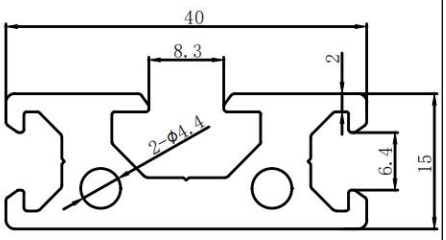	0.92
	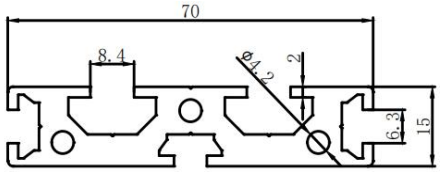	1.63		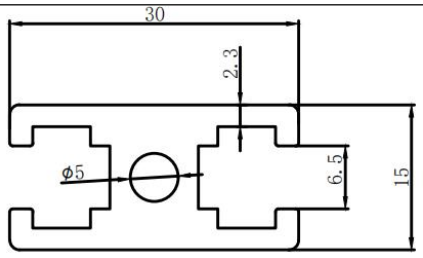	0.67
	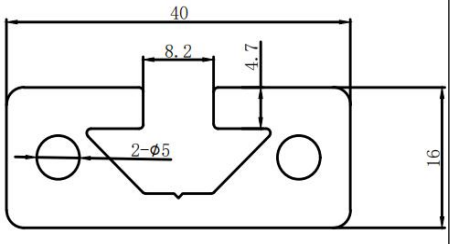	1.22		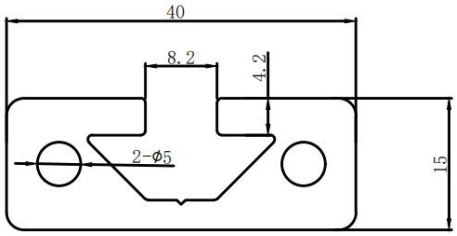	1.12

Note: Theoretical weights are for reference; images are illustrative. Actual measured dimensions and thickness govern. Customization, machining and cutting available.

EU 15 Series Profiles

Model	Cross-section	Weight Kg/m	Model	Cross-section	Weight kg/m
	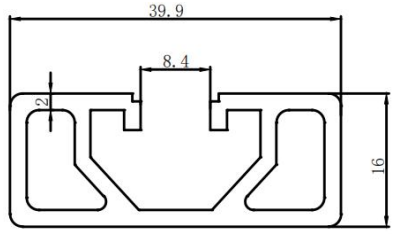	0.75		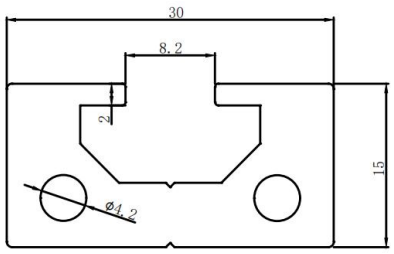	0.82
	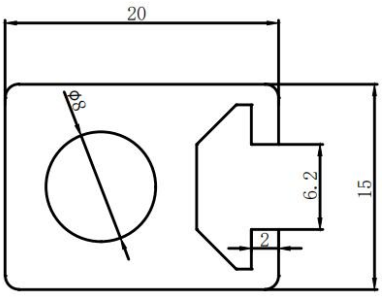	0.53		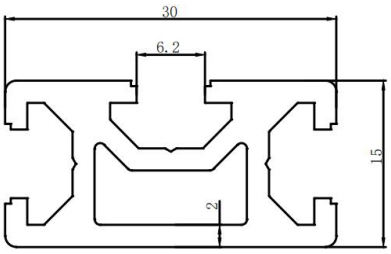	0.6
0	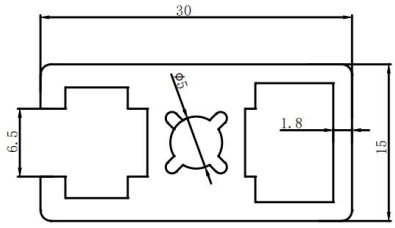	0.65		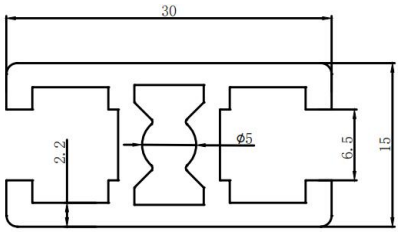	0.55
	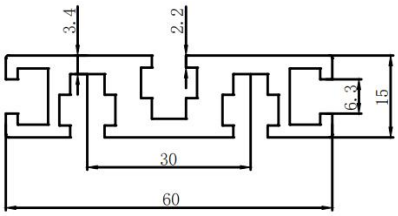	1.28		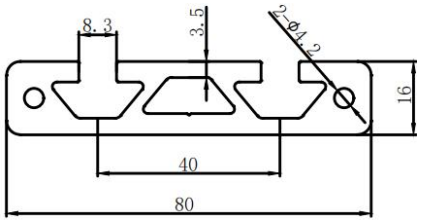	2.27
	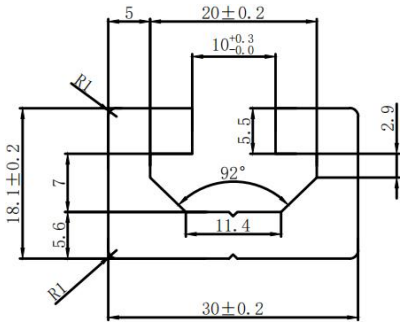	0.99		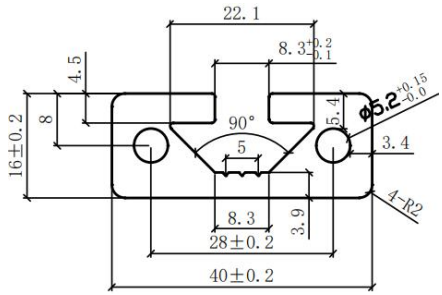	1.18

Note: Theoretical weights are for reference; images are illustrative. Actual measured dimensions and thickness govern. Customization, machining and cutting available.

sinsdar

EU 15 Series Profiles

Model	Cross-section	Weight kg/m
	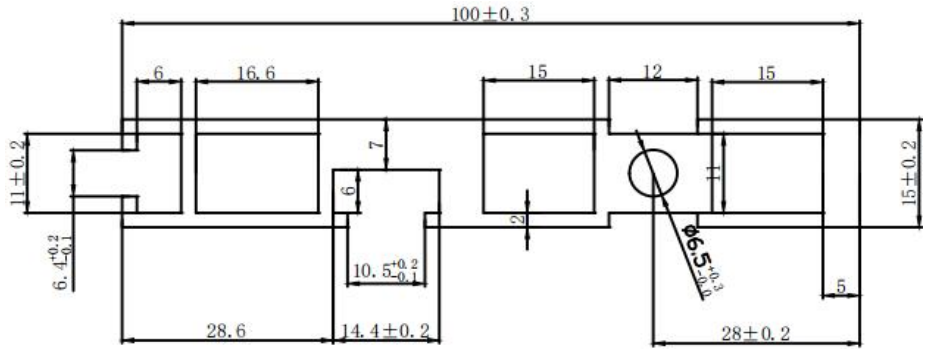	1.96
	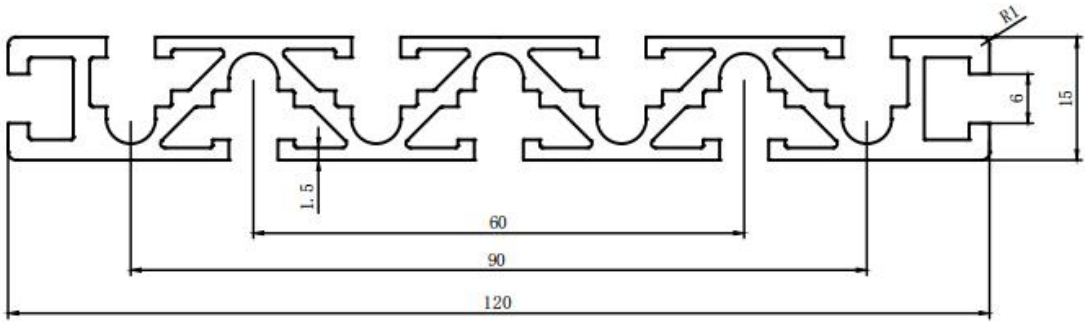	1.92
	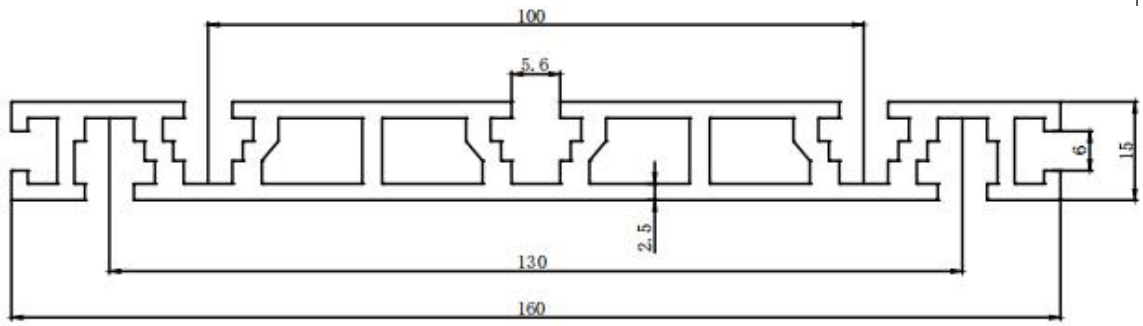	3
	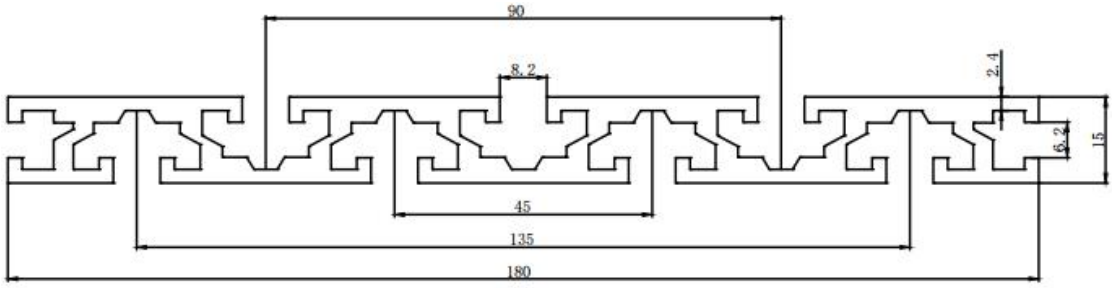	3.5

Note: Theoretical weights are for reference; images are illustrative. Actual measured dimensions and thickness govern. Customization, machining and cutting available.

6. EU 20 Series Profiles

Model	Cross-section	Weight Kg/m	Model	Cross-section	Weight kg/m
XAOB05-2020	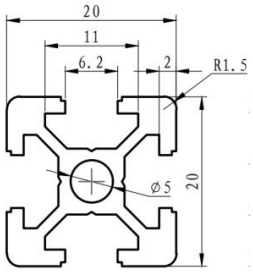	0.48	XAOB05-2040	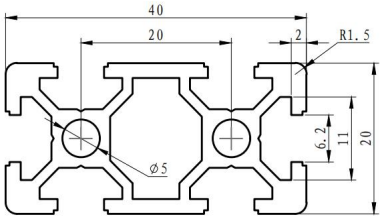	0.82
XAOB05-2060	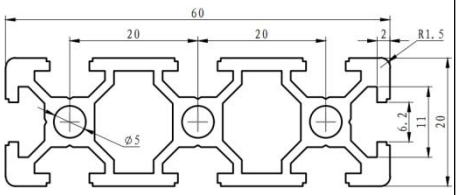	1.17	XAOB05-4420	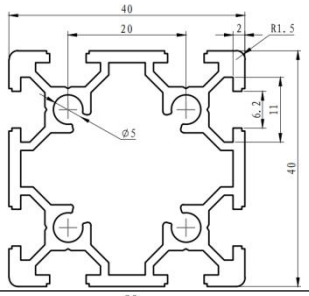	1.19
	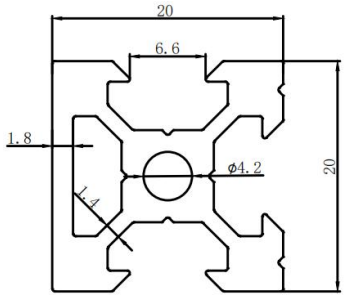	0.55		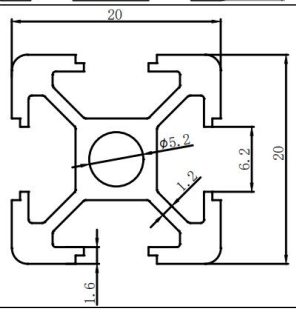	0.4
	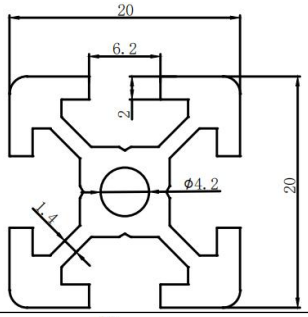	0.5		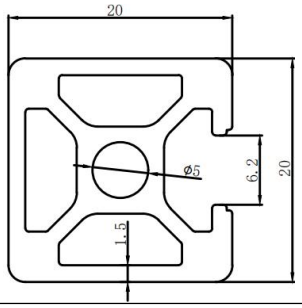	0.55
	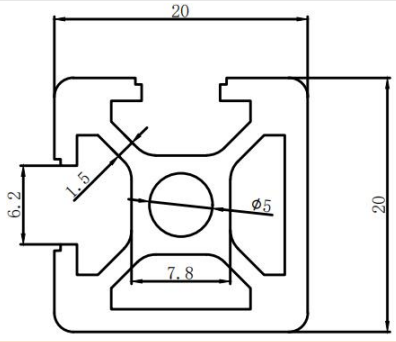	0.53		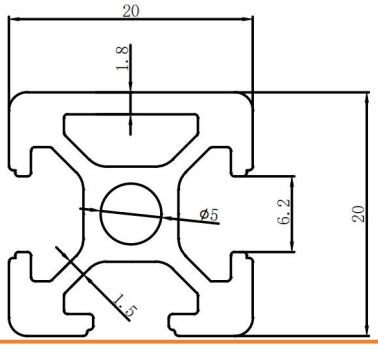	0.5

Note: Theoretical weights are for reference; images are illustrative. Actual measured dimensions and thickness govern. Customization, machining and cutting available.

EU 20 Series Profiles

Model	Cross-section	Weight Kg/m	Model	Cross-section	Weight kg/m
	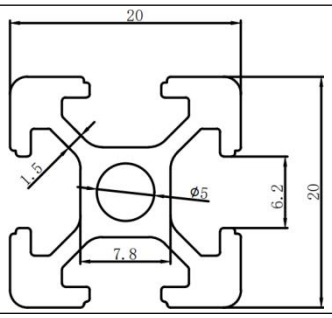	0.47		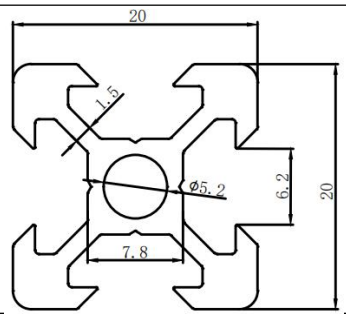	0.43
	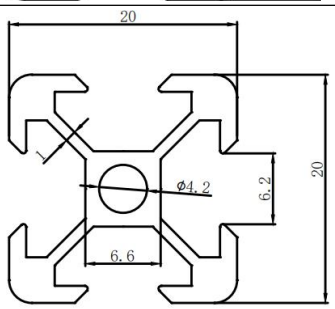	0.38		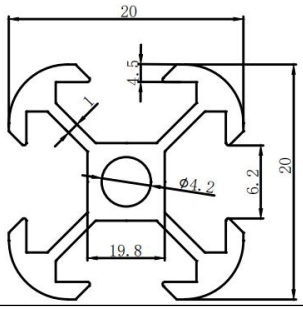	0.33
	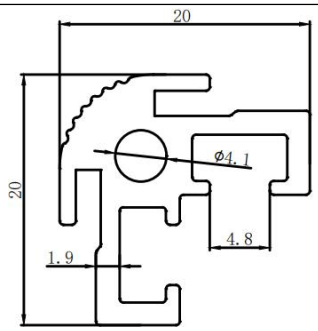	0.37		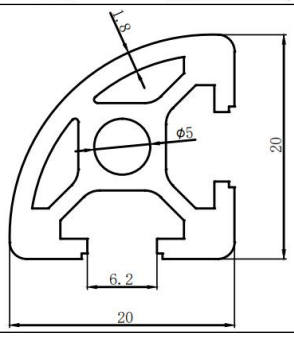	0.47
	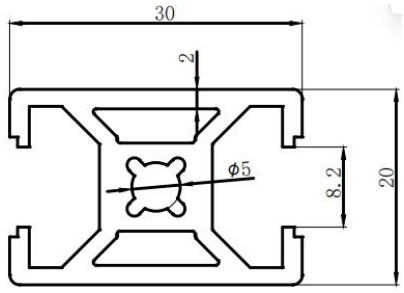	0.70		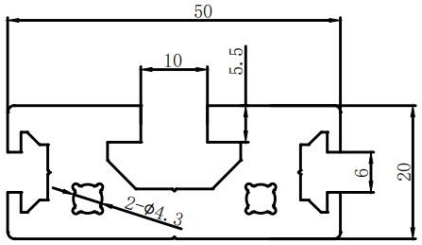	1.9
	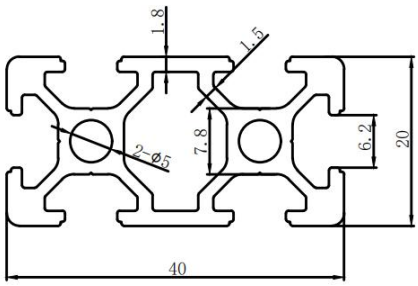	0.82		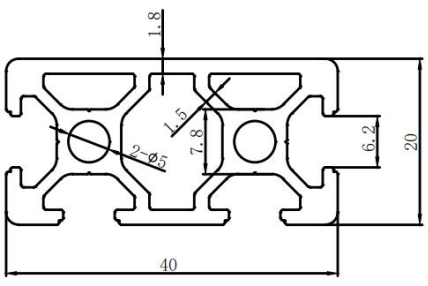	0.88

Note: Theoretical weights are for reference; images are illustrative. Actual measured dimensions and thickness govern. Customization, machining and cutting available.

EU 20 Series Profiles

Model	Cross-section	Weight Kg/m
	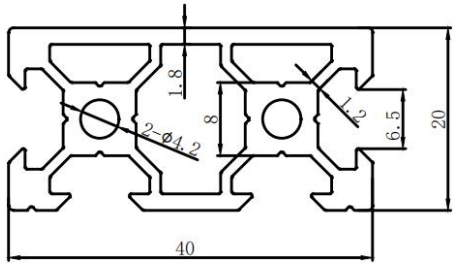	0. 9
	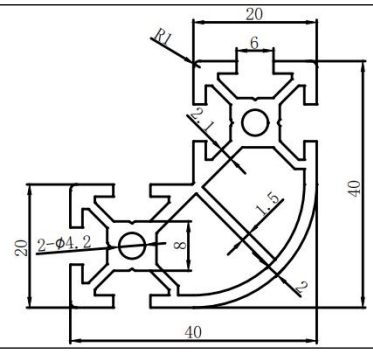	1. 13
	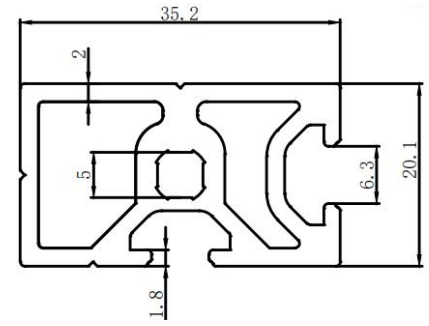	0. 92
	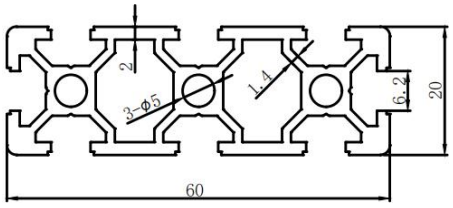	1. 15
	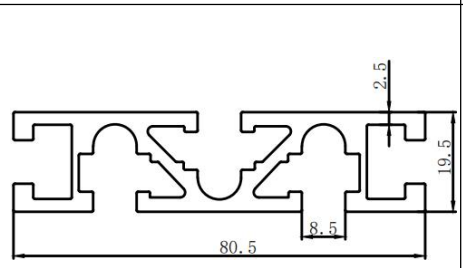	1. 68

Model	Cross-section	Weight kg/m
	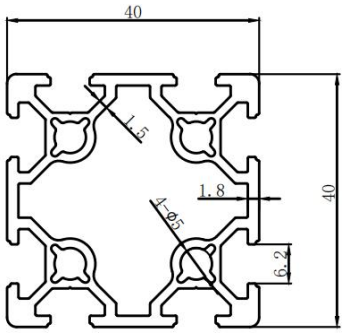	1. 18
	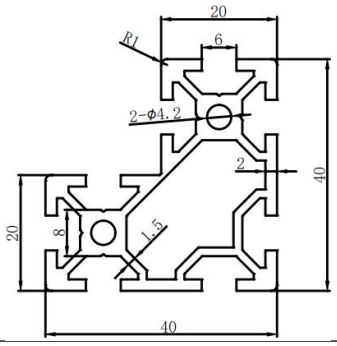	1. 15
	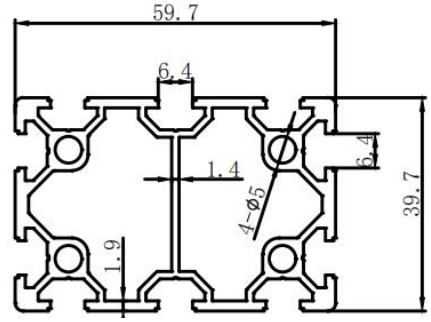	1. 57
	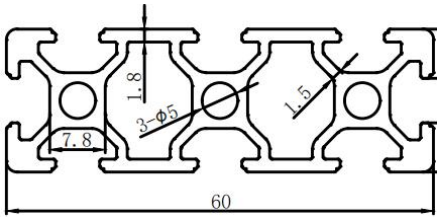	1. 15
	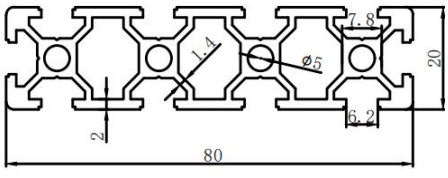	1. 5

Note: Theoretical weights are for reference; images are illustrative. Actual measured dimensions and thickness govern. Customization, machining and cutting available.

EU 20 Series Profiles

Model	Cross-section	Weight Kg/m
	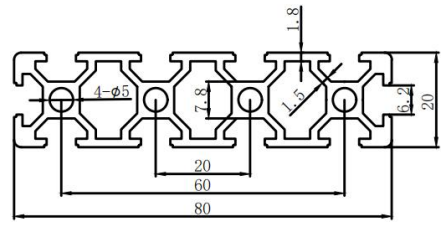	1.5
	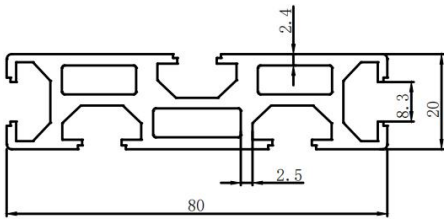	1.87
	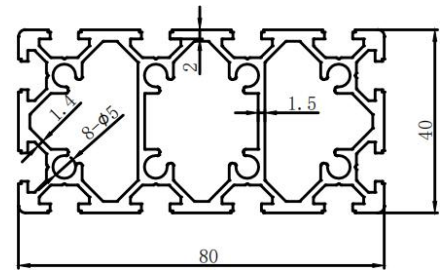	2.22
	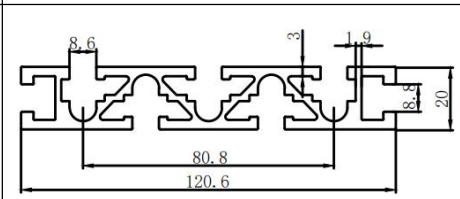	2.62
	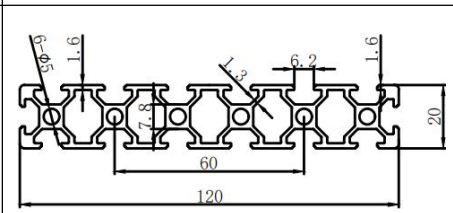	2.12
	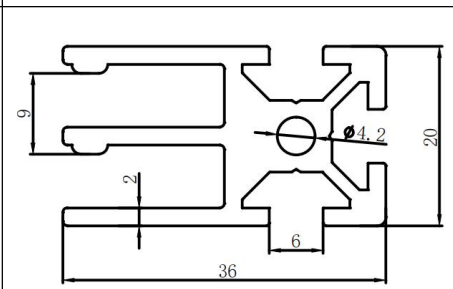	0.83

Model	Cross-section	Weight kg/m
	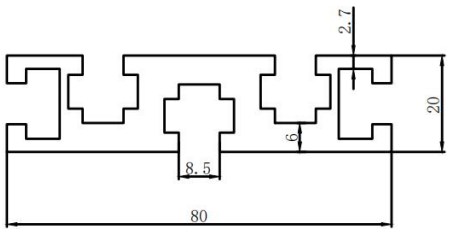	2.32
	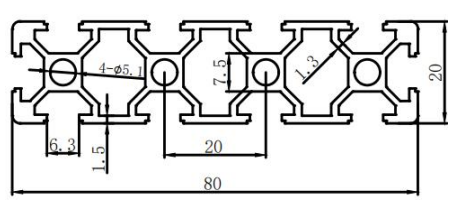	1.38
	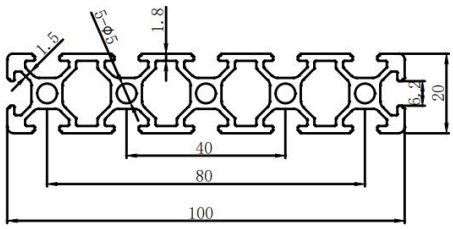	1.87
	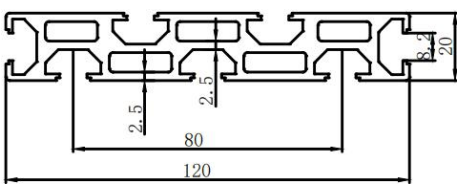	2.85
	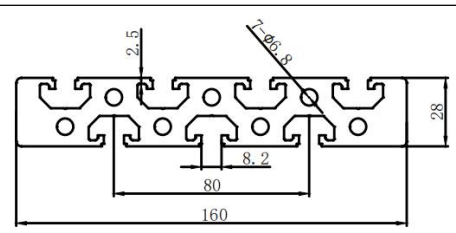	7.92
	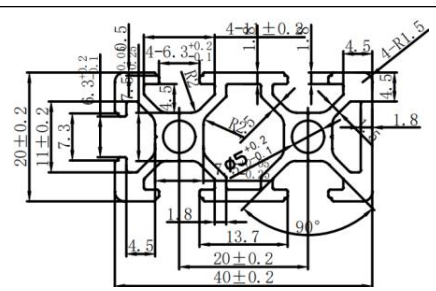	0.82

Note: Theoretical weights are for reference; images are illustrative. Actual measured dimensions and thickness govern. Customization, machining and cutting available.

EU 20 Series Profiles

Model	Cross-section	Weight kg/m
	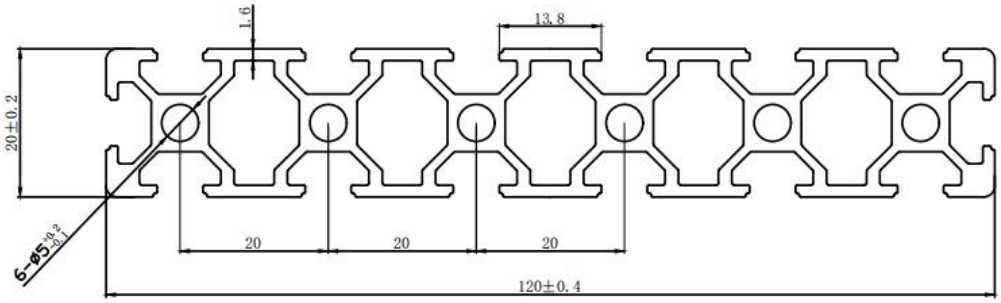	2.11

7. EU 25 Series Profiles

Model	Cross-section	Weight Kg/m
	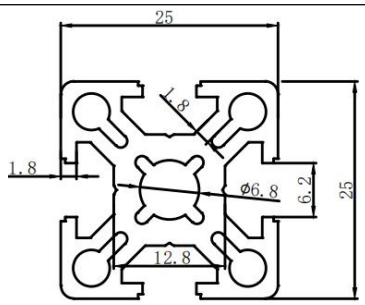	0. 8
	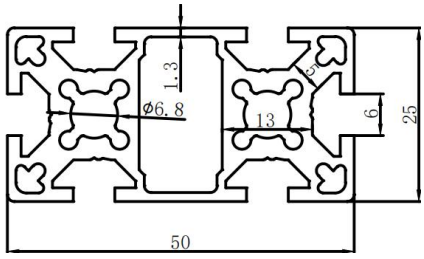	1. 37
	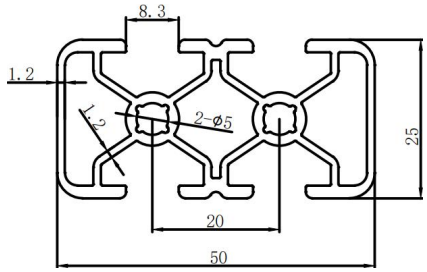	0. 97
	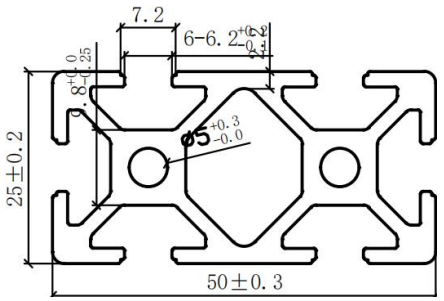	1. 37

Model	Cross-section	Weight kg/m
	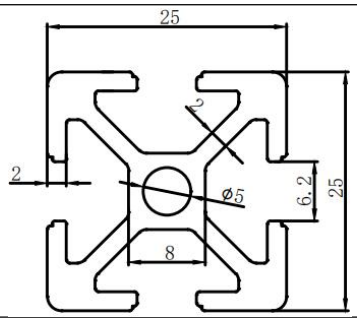	0. 7
	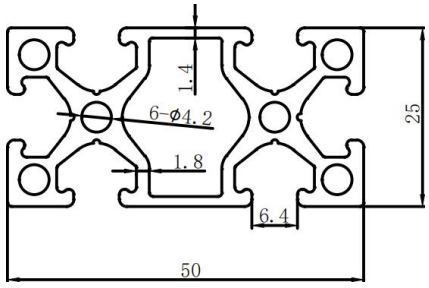	1. 18
	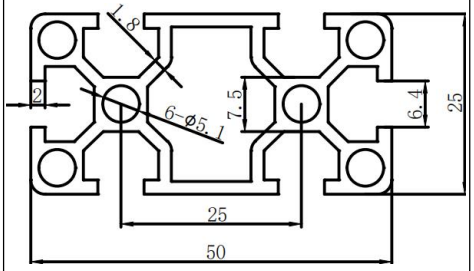	1. 03
	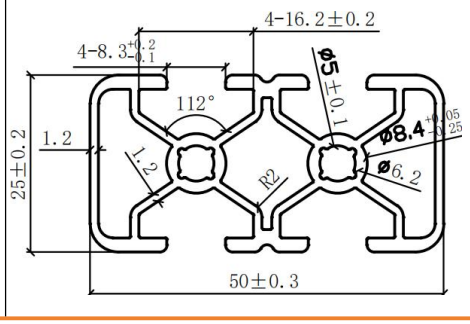	0. 96

Note: Theoretical weights are for reference; images are illustrative. Actual measured dimensions and thickness govern. Customization, machining and cutting available.

8. EU 30 Series Profiles

Model	Cross-section	Weight Kg/m	Model	Cross-section	Weight kg/m
XAOB05-3030	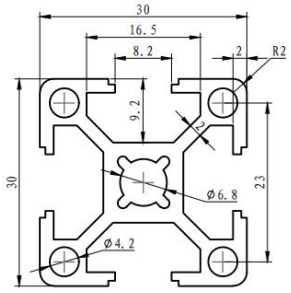	0.85	XAOB05-3030A	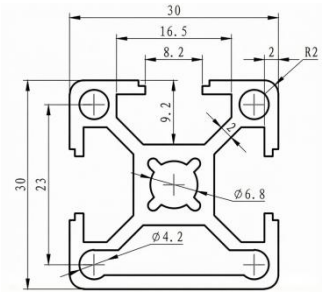	0.87
XAOB05-3030B	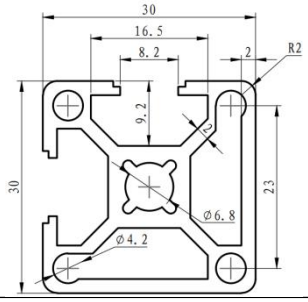	0.92	XAOB05-3030R	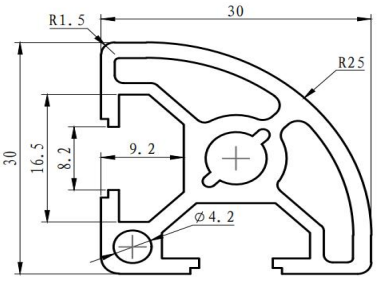	0.81
XAOB05-3060	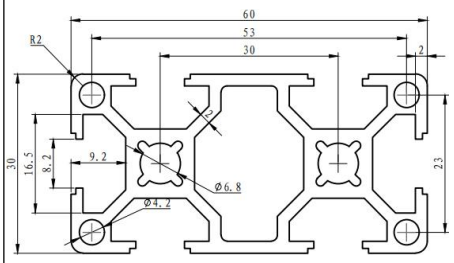	1.53	XAOB05-3090	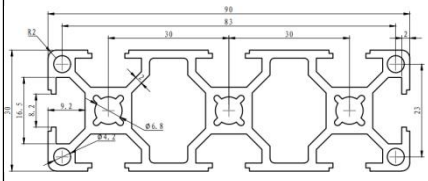	2.21
XAOB05-30120	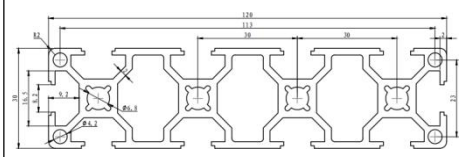	2.89	XAOB05-6630R	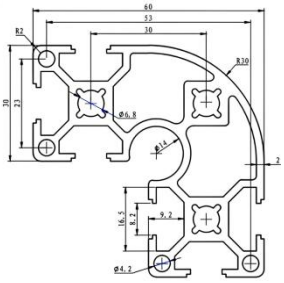	2.15
XAOB05-6630	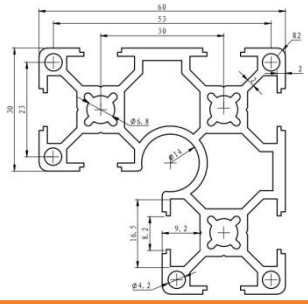	2.27	XAOB05-6060	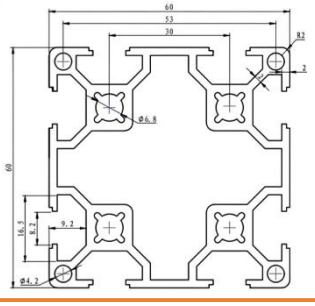	2.89

Note: Theoretical weights are for reference; images are illustrative. Actual measured dimensions and thickness govern. Customization, machining and cutting available.

EU 30 Series Profiles

Model	Cross-section	Weight Kg/m
	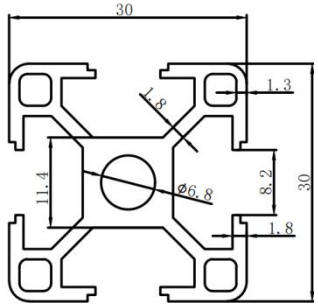	0. 8
	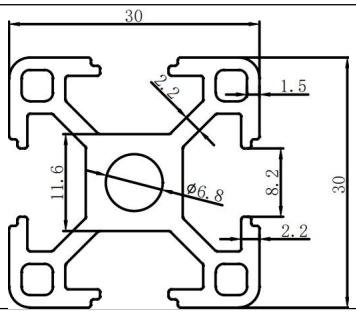	0. 88
	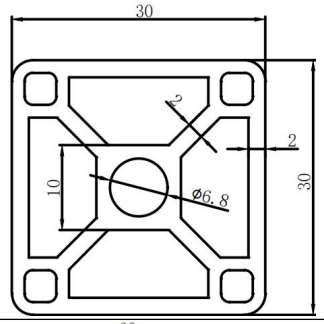	0. 10
	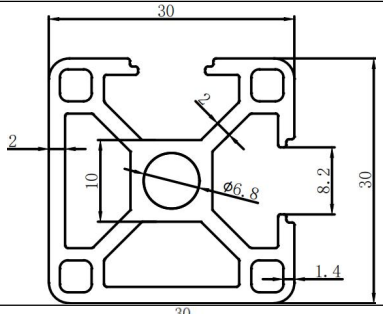	0. 88
	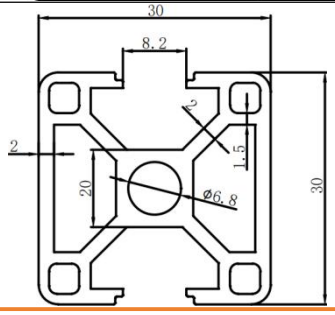	0. 88

Model	Cross-section	Weight kg/m
	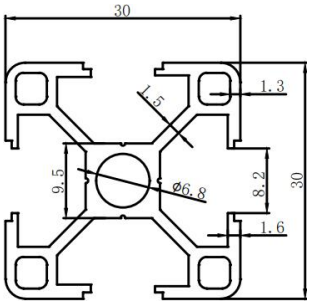	0. 67
	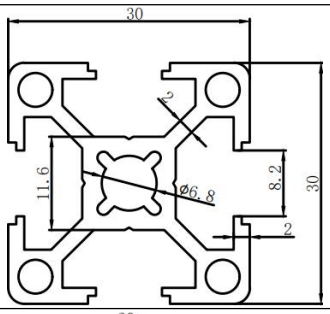	0. 83
	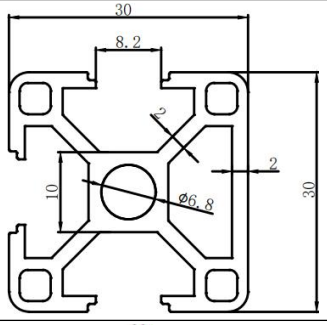	0. 83
	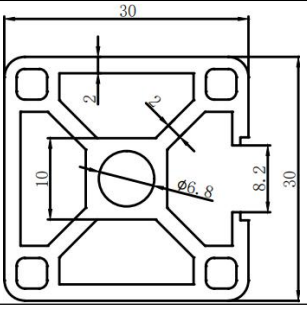	0. 95
	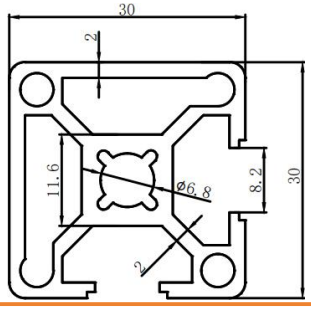	0. 92

Note: Theoretical weights are for reference; images are illustrative. Actual measured dimensions and thickness govern. Customization, machining and cutting available.

EU 30 Series Profiles

Model	Cross-section	Weight Kg/m
	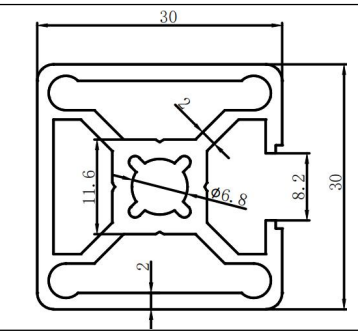	0. 97
	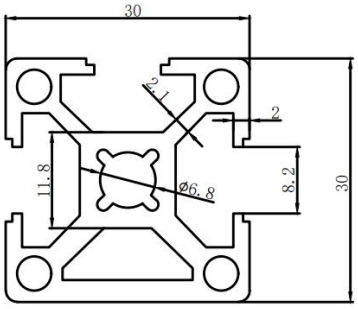	0. 98
	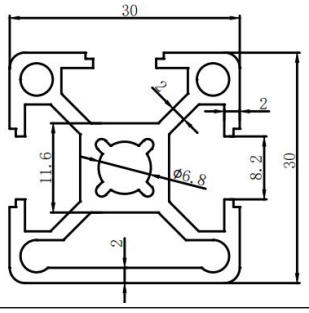	0. 87
	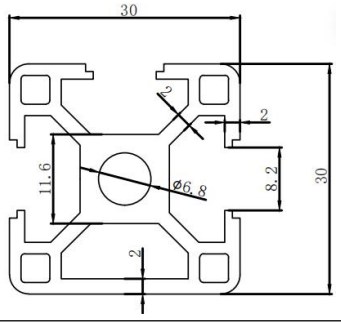	0. 92
	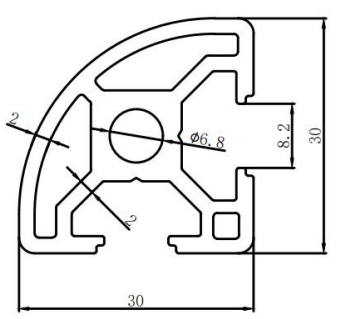	0. 88

Model	Cross-section	Weight kg/m
	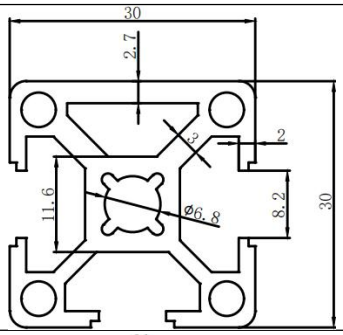	0. 95
	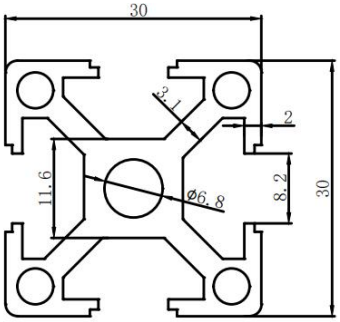	0. 92
	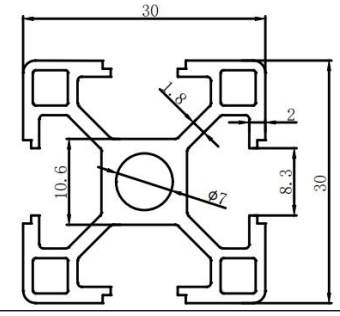	0. 75
	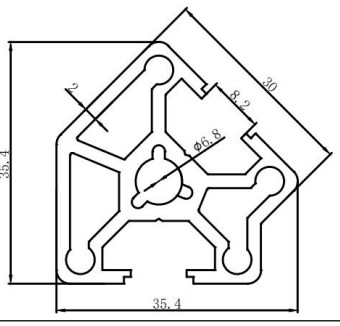	0. 95
	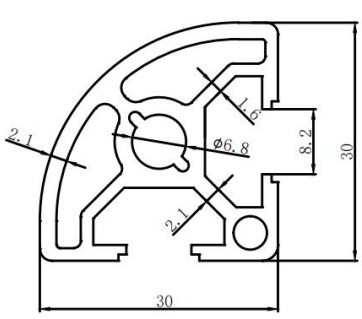	0. 8

Note: Theoretical weights are for reference; images are illustrative. Actual measured dimensions and thickness govern. Customization, machining and cutting available.

EU 30 Series Profiles

Model	Cross-section	Weight Kg/m
	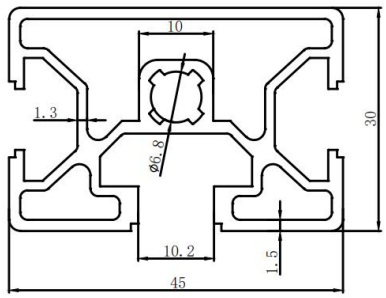	1.03
	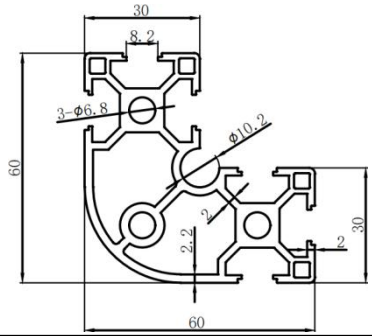	2.15
	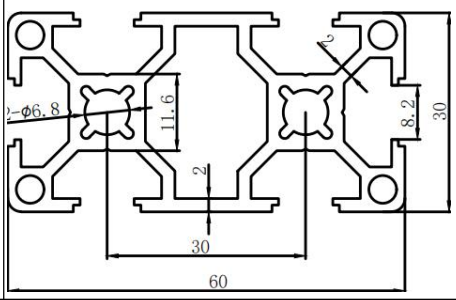	1.5
	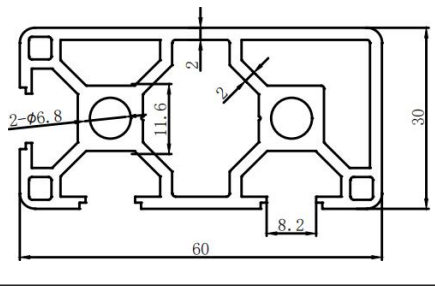	1.58
	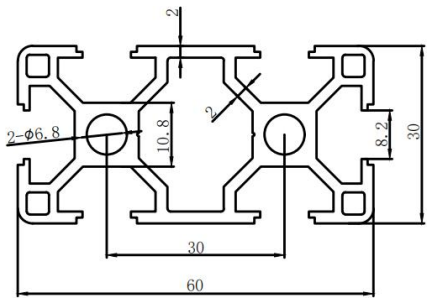	1.48

Model	Cross-section	Weight kg/m
	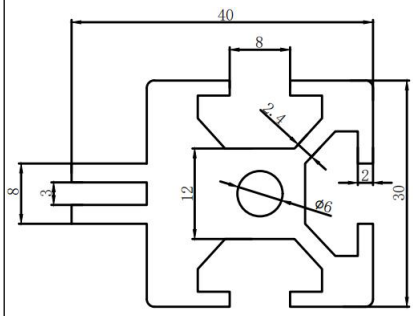	0.4
	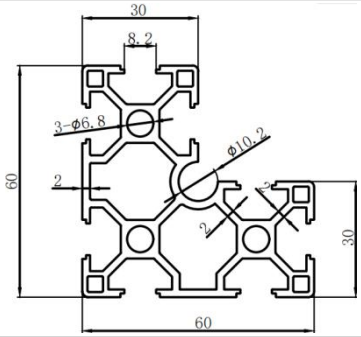	2.05
	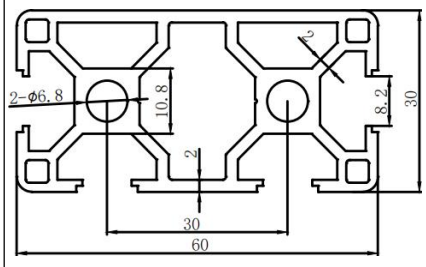	1.58
	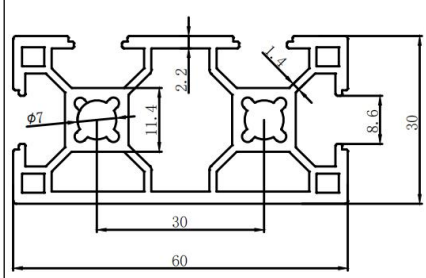	1.57
	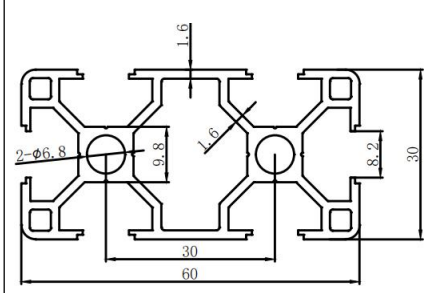	1.25

Note: Theoretical weights are for reference; images are illustrative. Actual measured dimensions and thickness govern. Customization, machining and cutting available.

EU 30 Series Profiles

Model	Cross-section	Weight Kg/m
	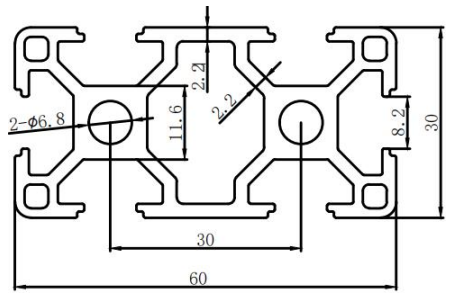	1.68
	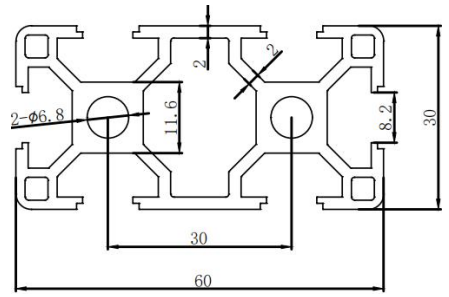	1.62
	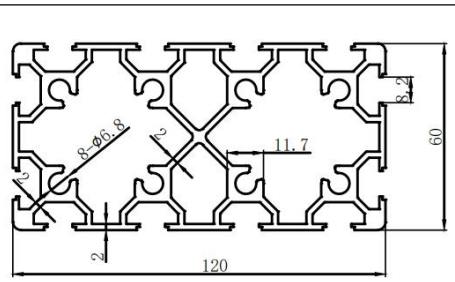	4.53
	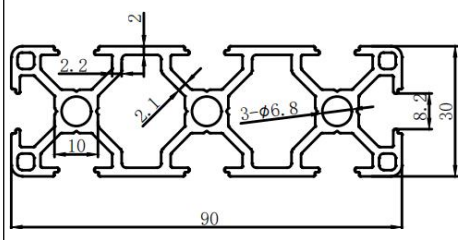	2.07
	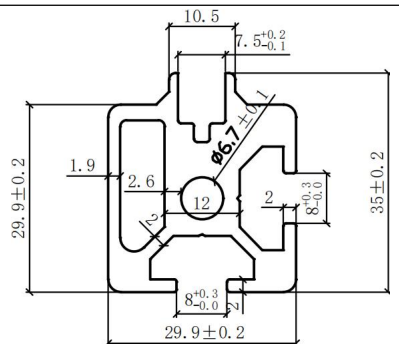	1.28

Model	Cross-section	Weight kg/m
	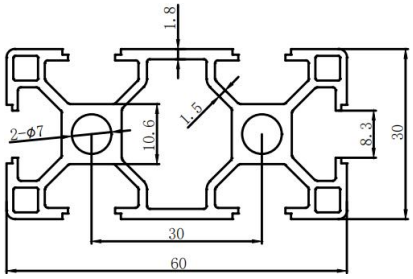	1.32
	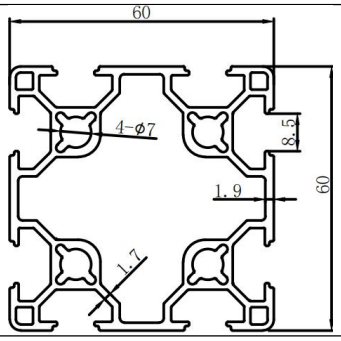	2.1
	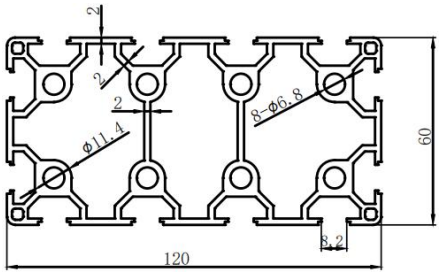	4.45
	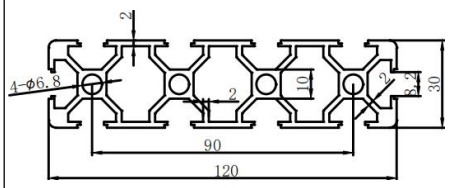	2.8
	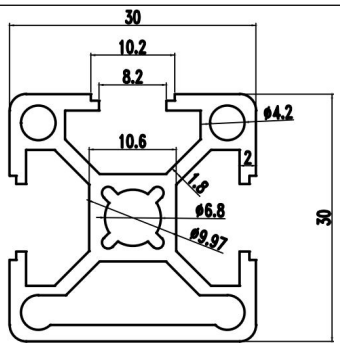	0.8

Note: Theoretical weights are for reference; images are illustrative. Actual measured dimensions and thickness govern. Customization, machining and cutting available.

EU 30 Series Profiles

Model	Cross-section	Weight Kg/m
	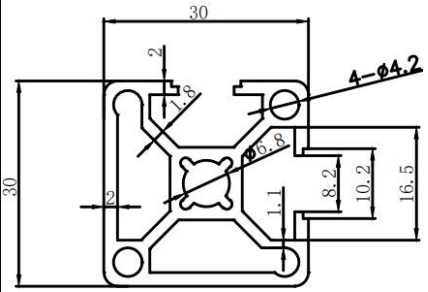	0. 85
	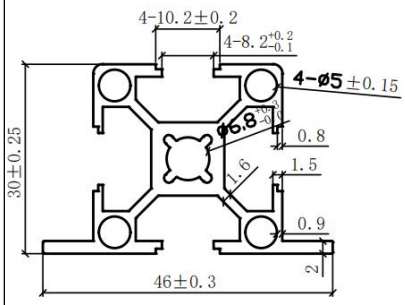	0. 83

Model	Cross-section	Weight kg/m
	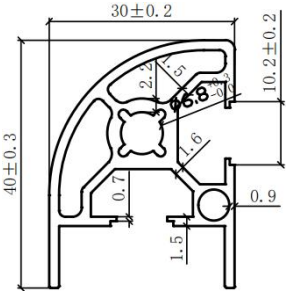	0. 79
	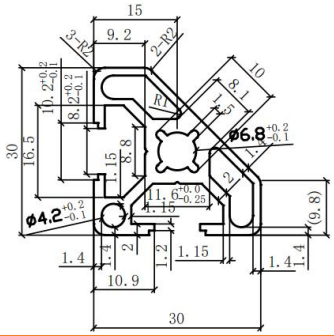	0. 73

Model	Cross-section	Weight kg/m
	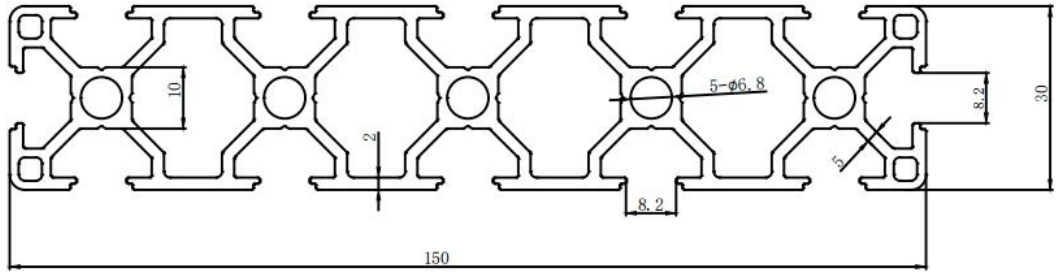	3. 28
	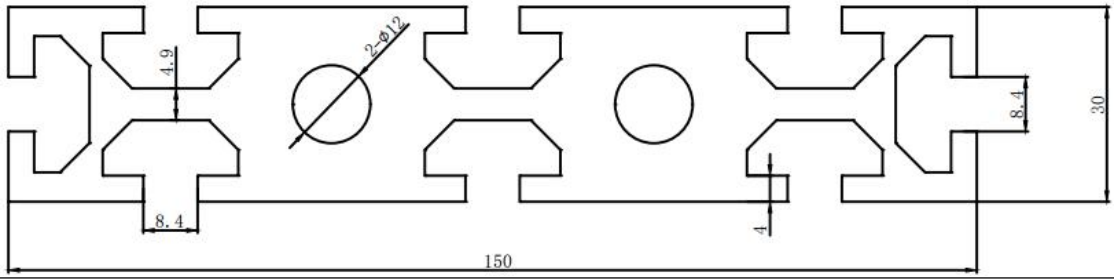	7. 48
	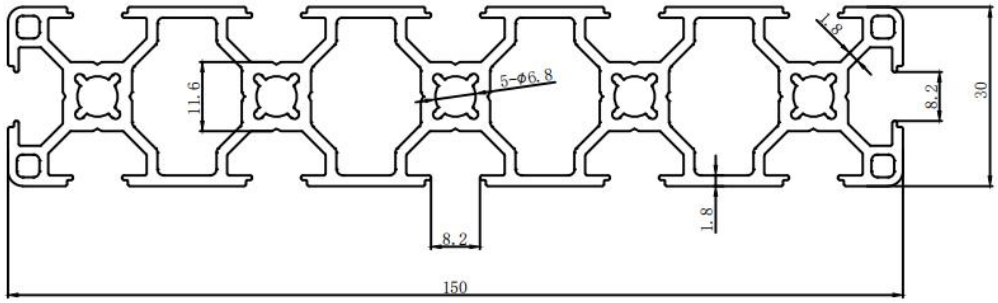	3. 32

Note: Theoretical weights are for reference; images are illustrative. Actual measured dimensions and thickness govern. Customization, machining and cutting available.

9. EU 35 Series Profiles

Model	Cross-section	Weight Kg/m	Model	Cross-section	Weight kg/m
	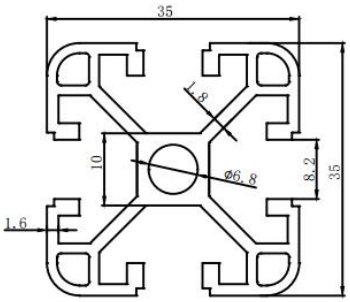	1			

Note: Theoretical weights are for reference; images are illustrative. Actual measured dimensions and thickness govern. Customization, machining and cutting available.

10. EU 40 Series Profiles

Model	Cross-section	Weight Kg/m	Model	Cross-section	Weight kg/m
	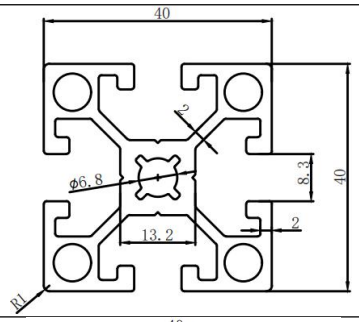	1.55		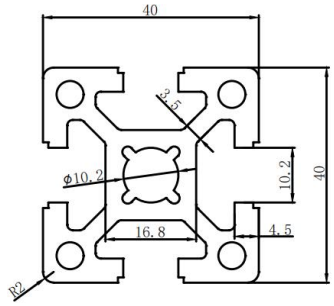	1.97
	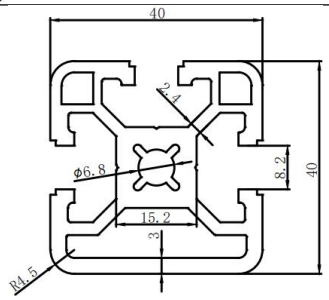	1.8		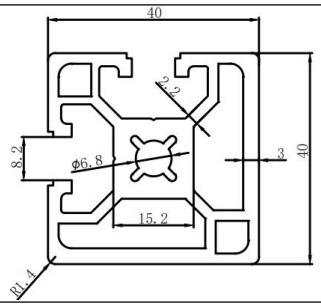	1.8
	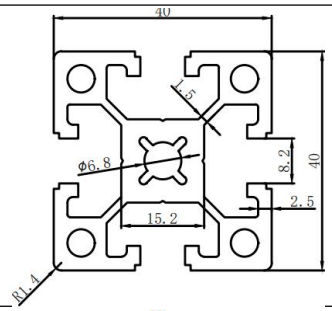	1.8		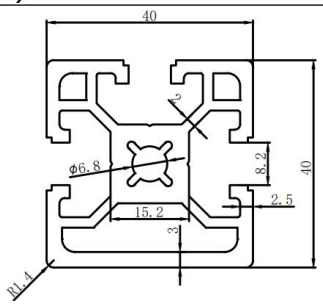	1.8
	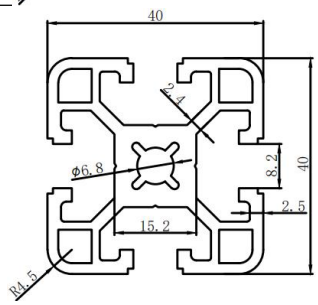	1.93		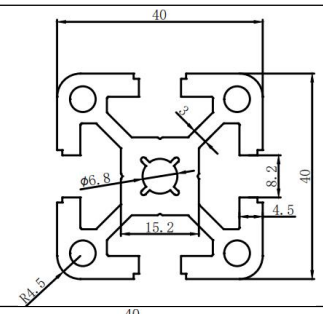	2.03
	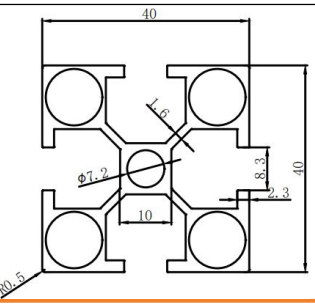	1.05		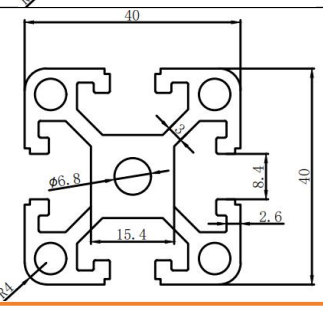	1.87

Note: Theoretical weights are for reference; images are illustrative. Actual measured dimensions and thickness govern. Customization, machining and cutting available.

sinsdar

EU 40 Series Profiles

Model	Cross-section	Weight Kg/m
	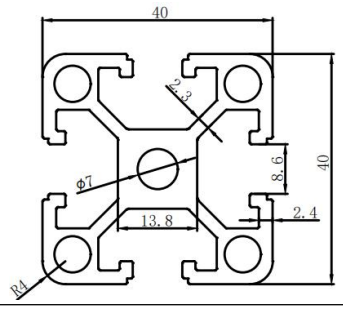	1.57
	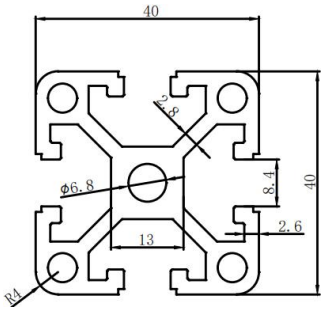	1.8
	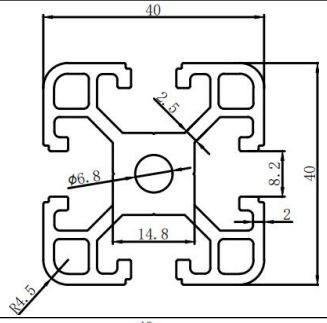	1.6
	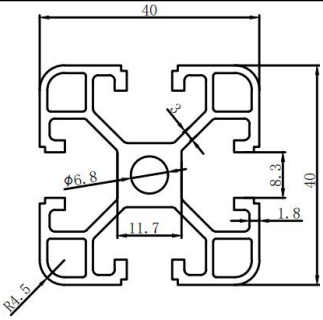	1.27
	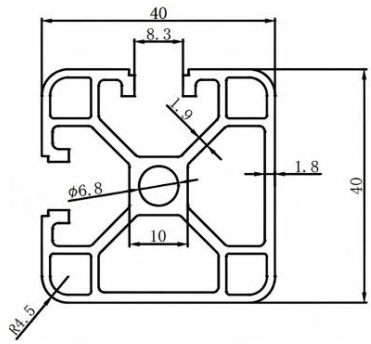	1.22

Model	Cross-section	Weight kg/m
	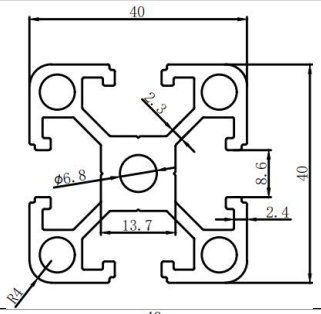	1.57
	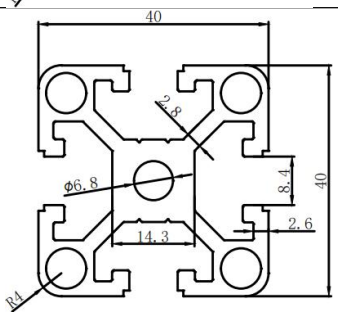	1.7
	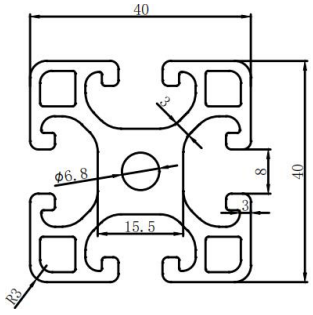	1.82
	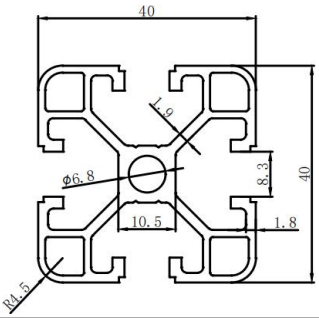	1.18
	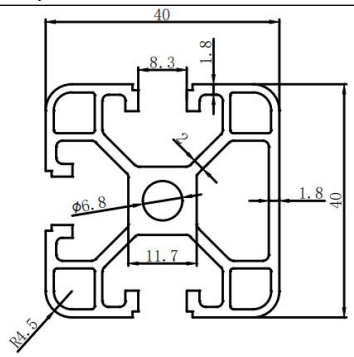	1.27

Note: Theoretical weights are for reference; images are illustrative. Actual measured dimensions and thickness govern. Customization, machining and cutting available.

sinsdar

EU 40 Series Profiles

Model	Cross-section	Weight Kg/m	Model	Cross-section	Weight kg/m
	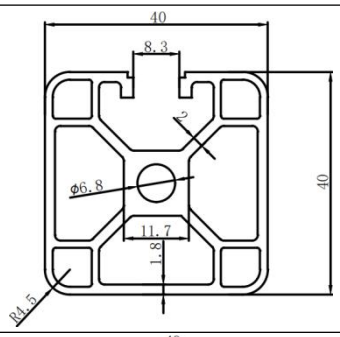	1.3		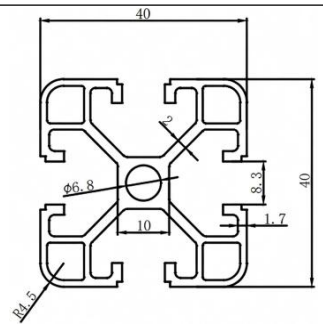	1.13
	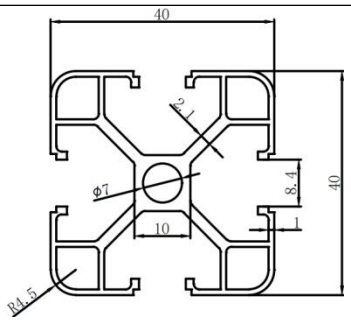	0.94		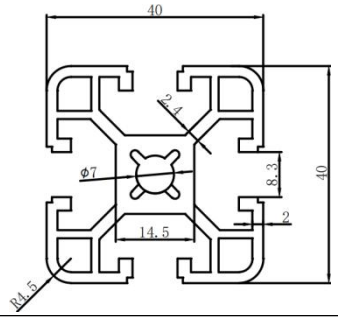	1.51
	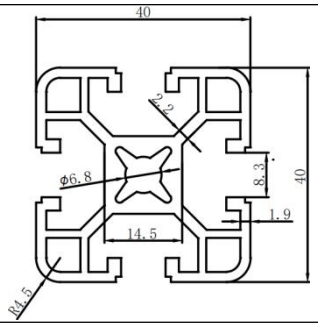	1.45		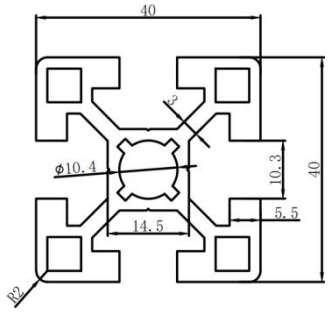	1.75
	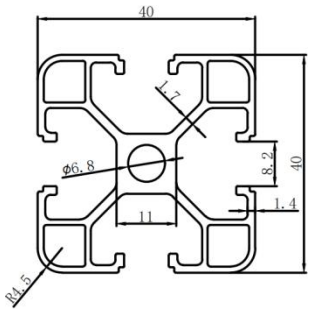	1		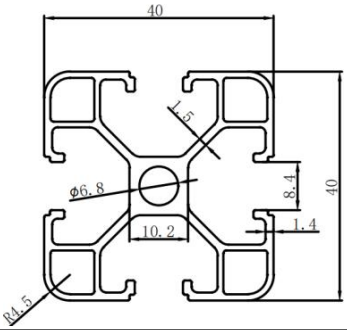	0.95
	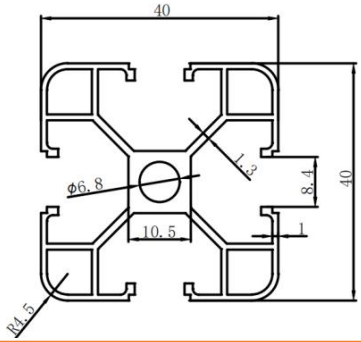	0.85		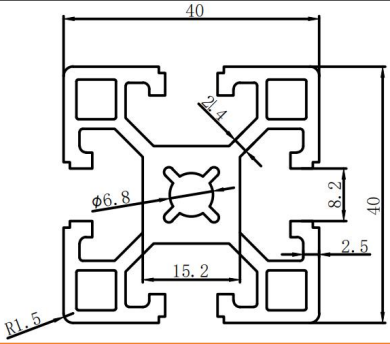	1.65

Note: Theoretical weights are for reference; images are illustrative. Actual measured dimensions and thickness govern. Customization, machining and cutting available.

EU 40 Series Profiles

Model	Cross-section	Weight Kg/m
	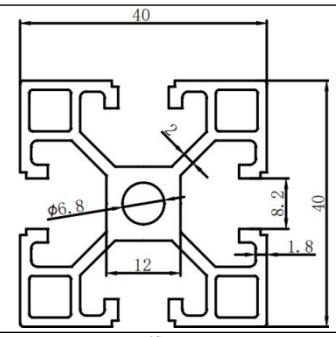	1.33
	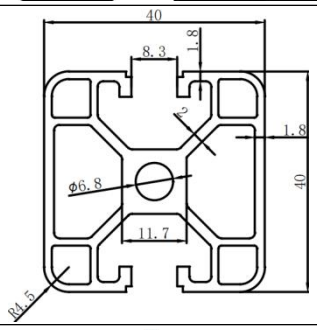	1.28
	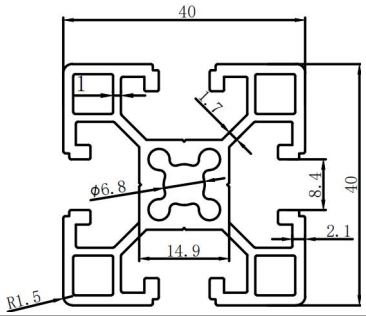	1.37
	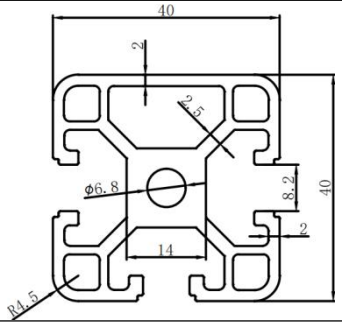	1.57
	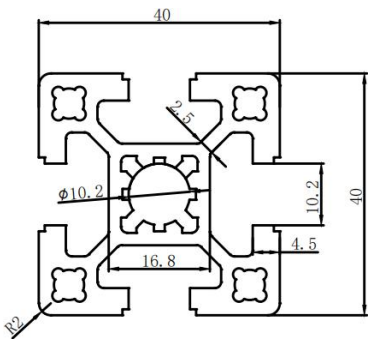	1.75

Model	Cross-section	Weight kg/m
	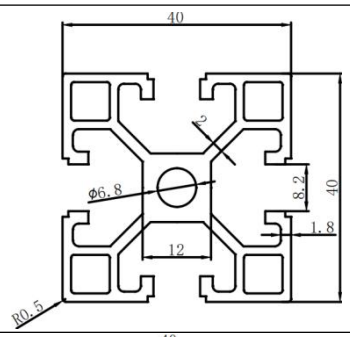	1.33
	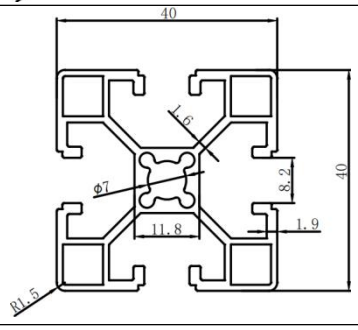	1.08
	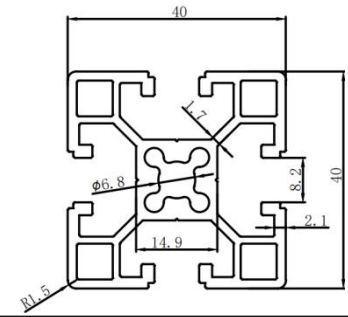	1.38
	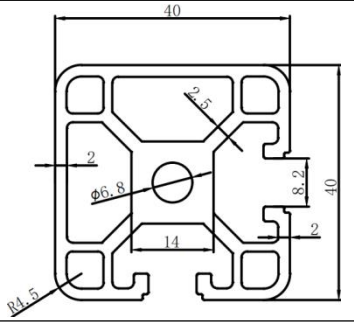	1.58
	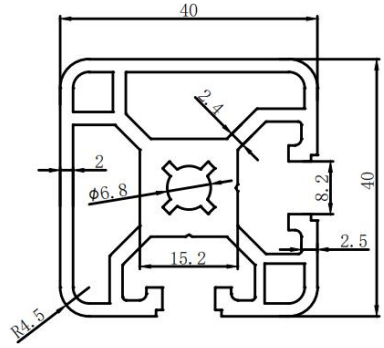	1.63

Note: Theoretical weights are for reference; images are illustrative. Actual measured dimensions and thickness govern. Customization, machining and cutting available.

sinsdar

EU 40 Series Profiles

Model	Cross-section	Weight Kg/m	Model	Cross-section	Weight kg/m
	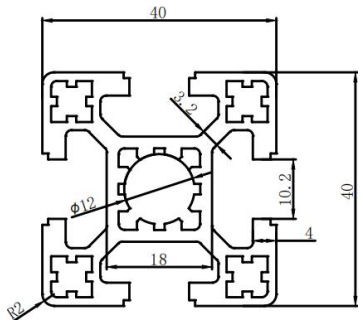	1.57		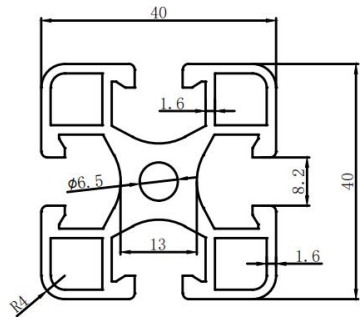	1.58
	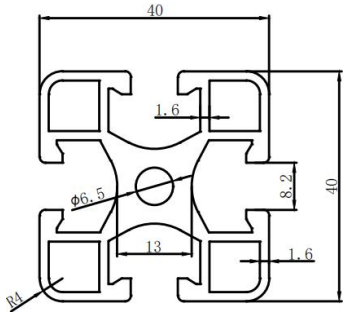	1.6		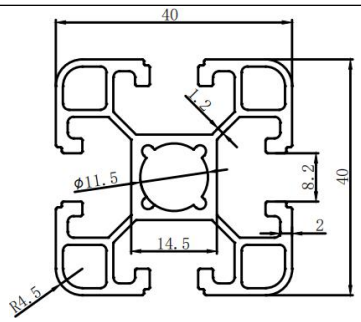	1.18
	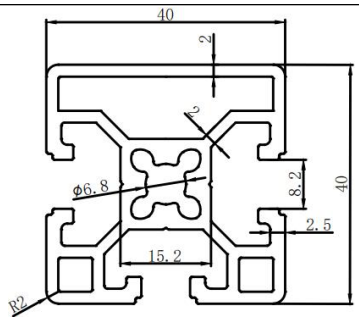	1.55		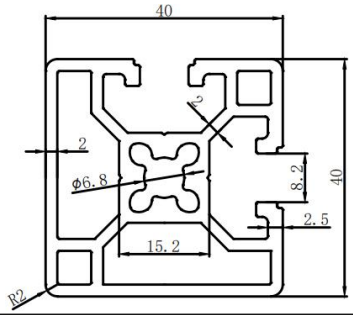	1.6
	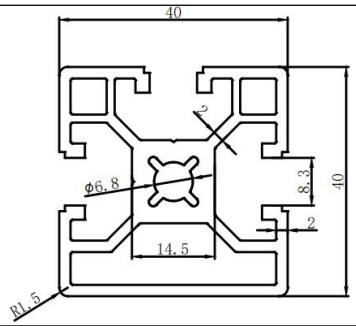	1.52		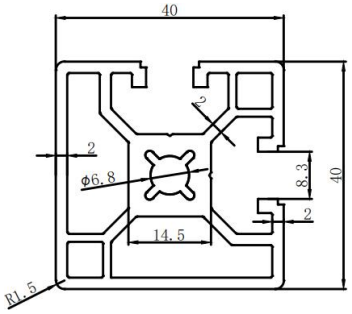	1.53
	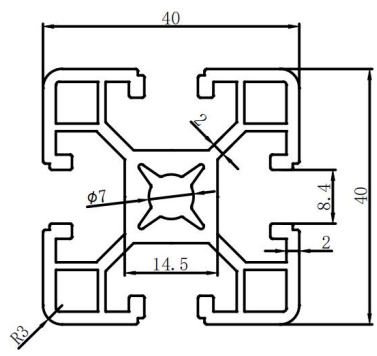	1.5		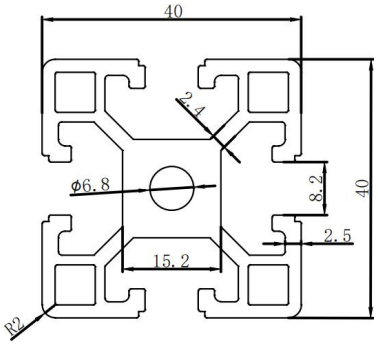	1.77

Note: Theoretical weights are for reference; images are illustrative. Actual measured dimensions and thickness govern. Customization, machining and cutting available.

sinsdar

EU 40 Series Profiles

Model	Cross-section	Weight Kg/m
	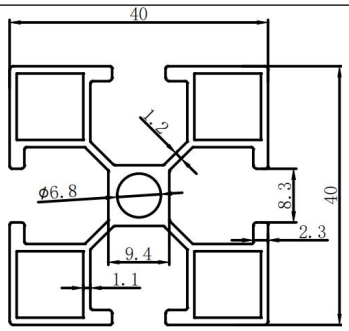	1.5
	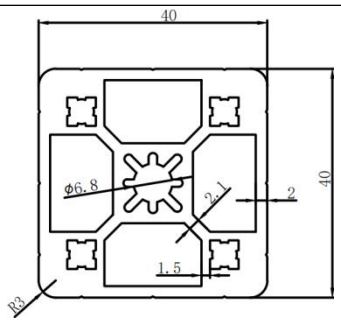	0.92
	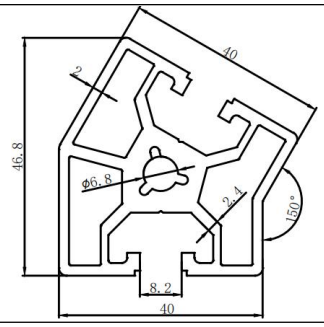	1.97
	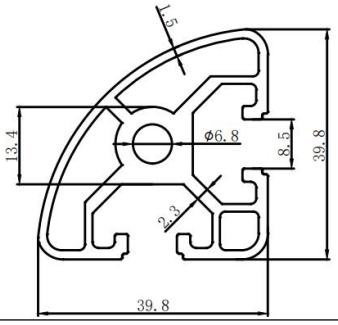	1.7
	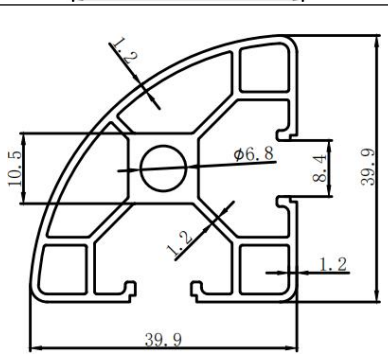	3.55

Model	Cross-section	Weight kg/m
	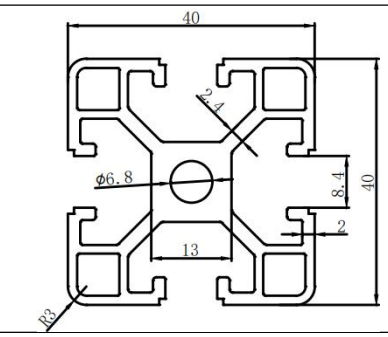	1.77
	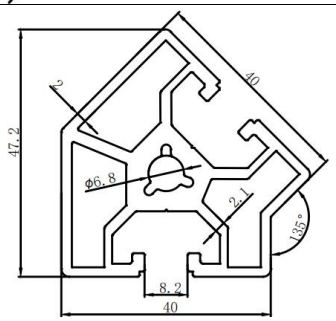	1.39
	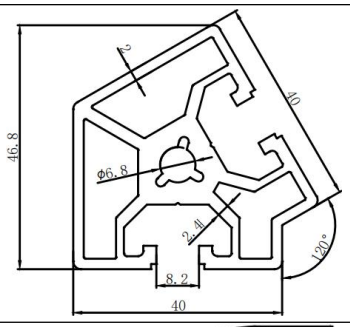	1.55
	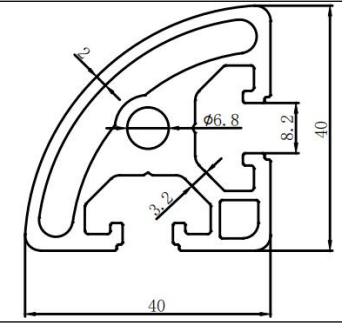	
	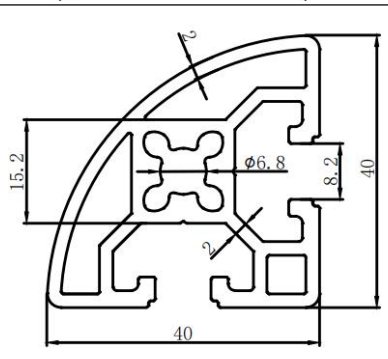	1.45

Note: Theoretical weights are for reference; images are illustrative. Actual measured dimensions and thickness govern. Customization, machining and cutting available.

sinsdar

EU 40 Series Profiles

Model	Cross-section	Weight Kg/m	Model	Cross-section	Weight kg/m
	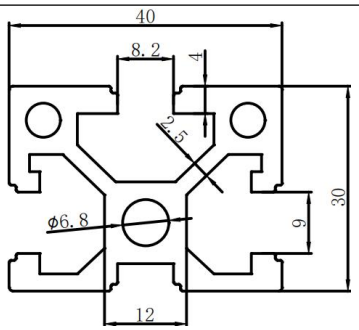	1.43		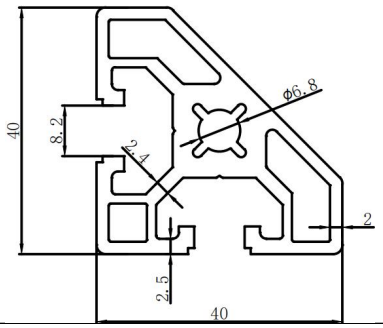	1.42
	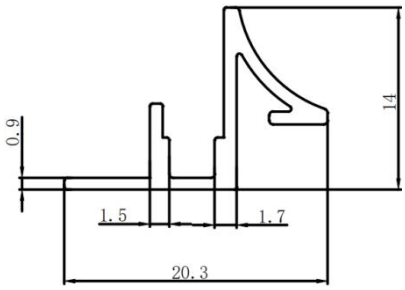	0.13		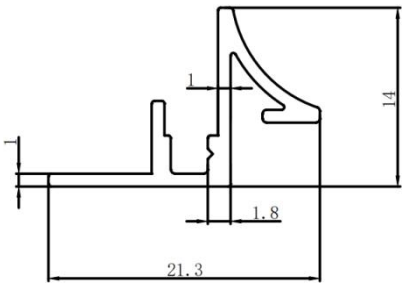	0.14
	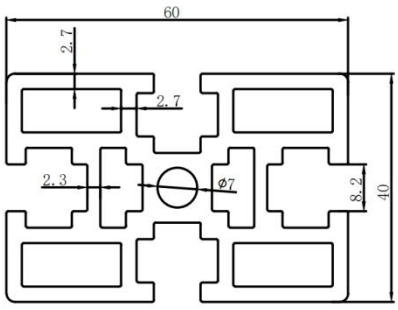	2.75		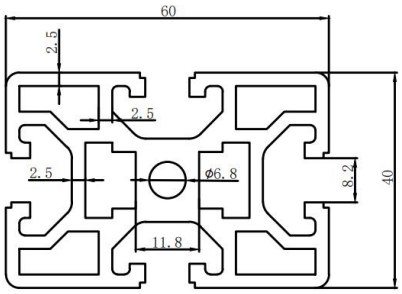	2.75
	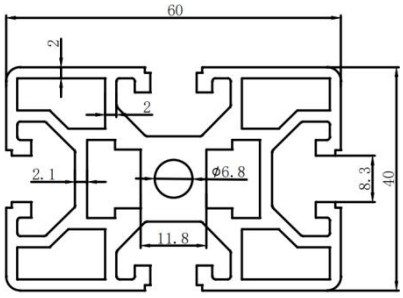	2.43		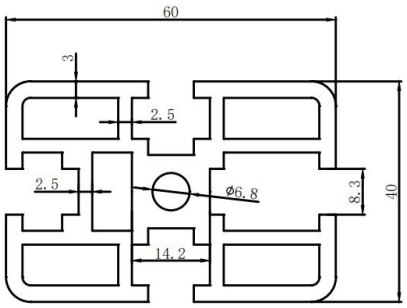	2.4
	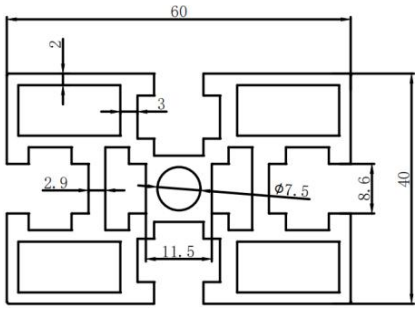	2.43		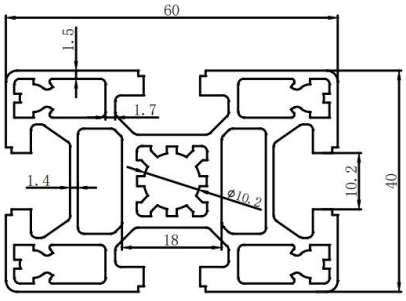	1.9

Note: Theoretical weights are for reference; images are illustrative. Actual measured dimensions and thickness govern. Customization, machining and cutting available.

sinsdar

EU 40 Series Profiles

Model	Cross-section	Weight Kg/m
	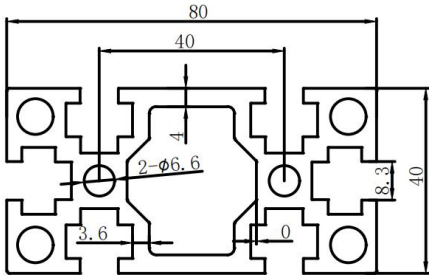	3.45
	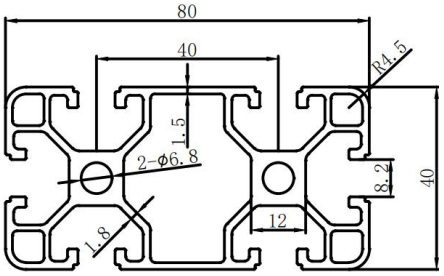	2.2
	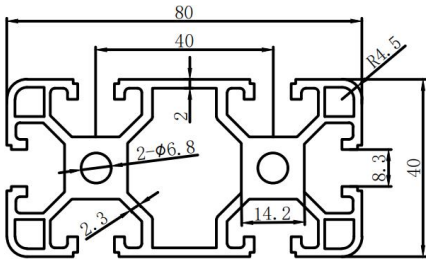	2.69
	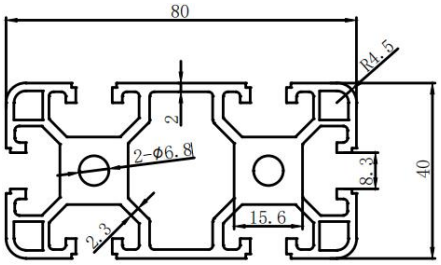	2.85
	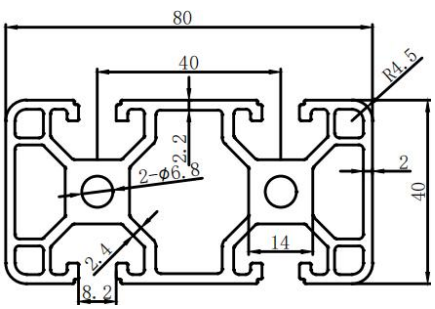	2.8

Model	Cross-section	Weight kg/m
	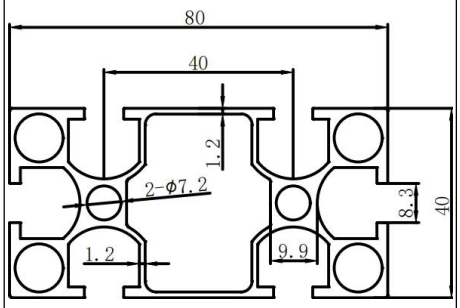	1.9
	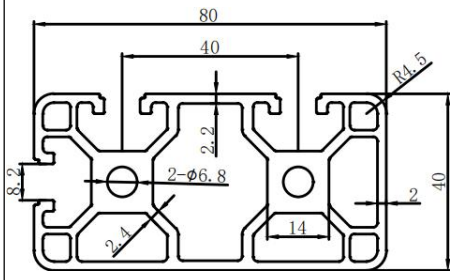	2.82
	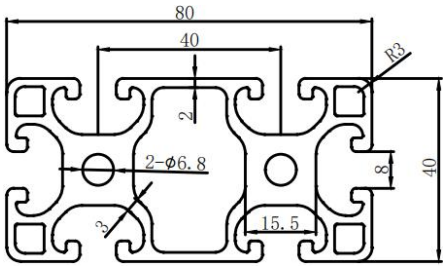	3.17
	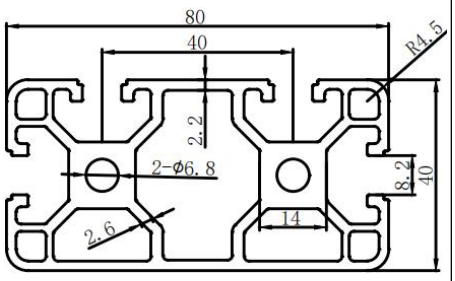	2.8
	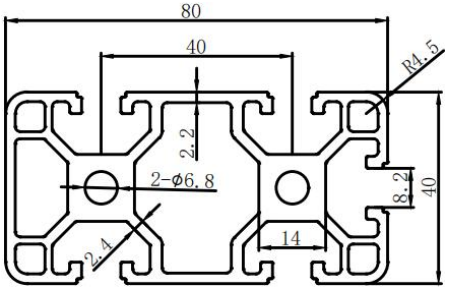	2.22

Note: Theoretical weights are for reference; images are illustrative. Actual measured dimensions and thickness govern. Customization, machining and cutting available.

sinsdar

EU 40 Series Profiles

Model	Cross-section	Weight Kg/m
	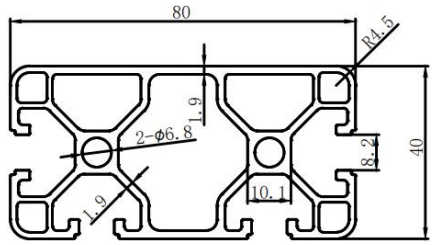	2.2
	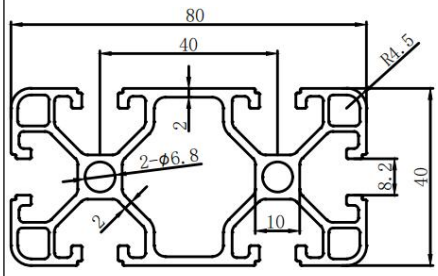	2.12
	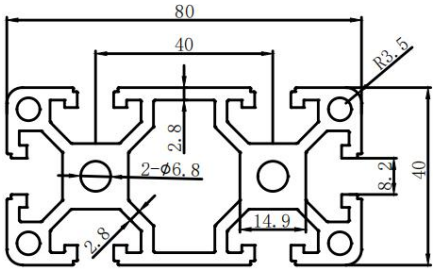	3.32
	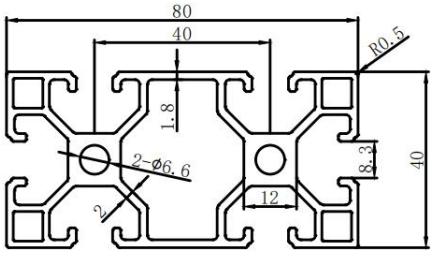	2.28
	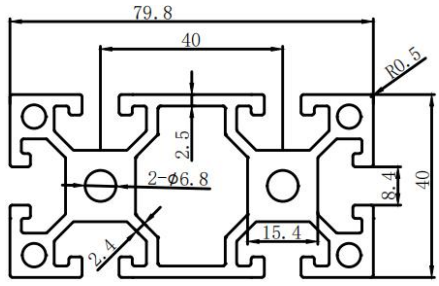	3.27

Model	Cross-section	Weight kg/m
	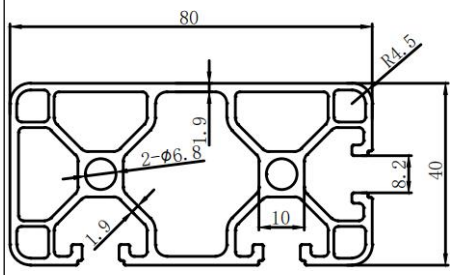	2.22
	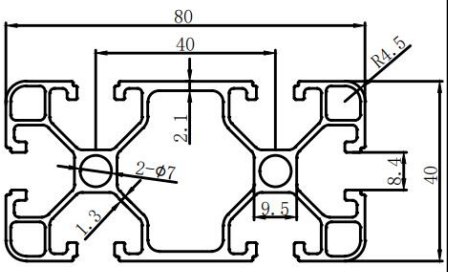	1.82
	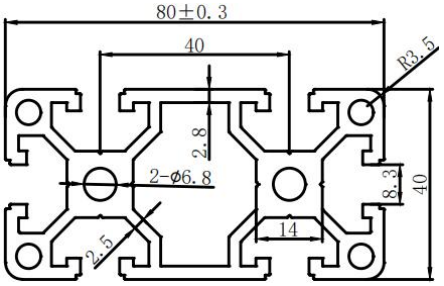	3.2
	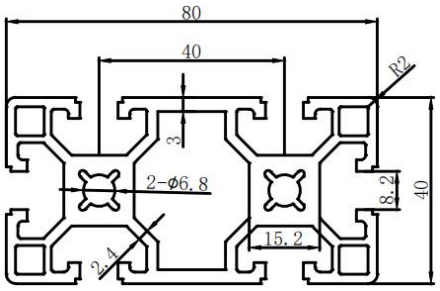	2.95
	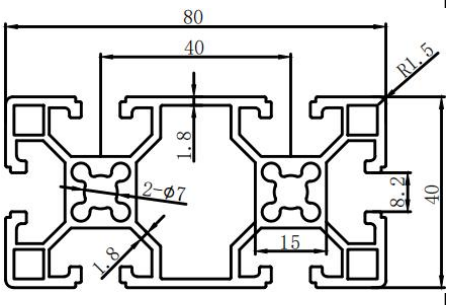	2.87

Note: Theoretical weights are for reference; images are illustrative. Actual measured dimensions and thickness govern. Customization, machining and cutting available.

EU 40 Series Profiles

Model	Cross-section	Weight Kg/m	Model	Cross-section	Weight kg/m
	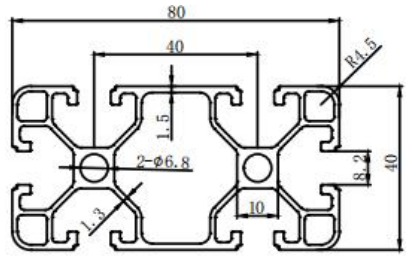	1. 89		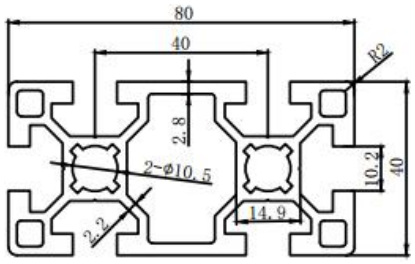	2. 87
	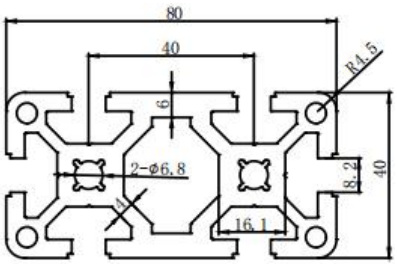	3. 95		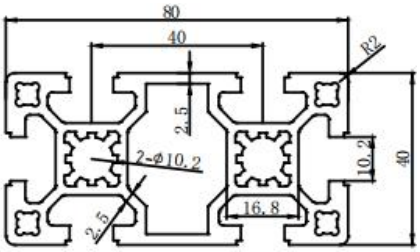	0. 3
	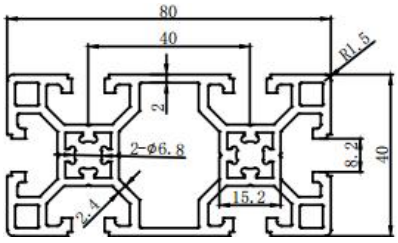	2. 87		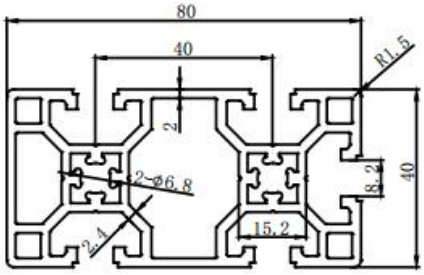	2. 83
	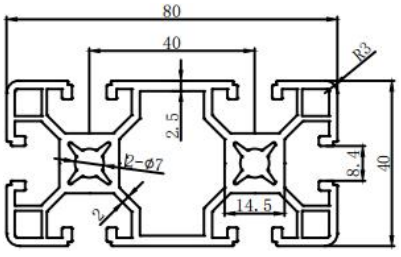	2. 65		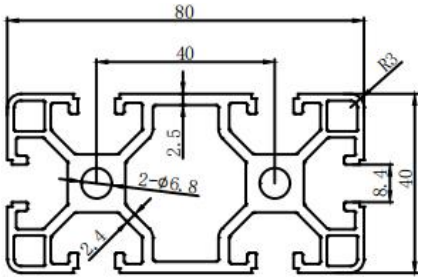	2. 53
	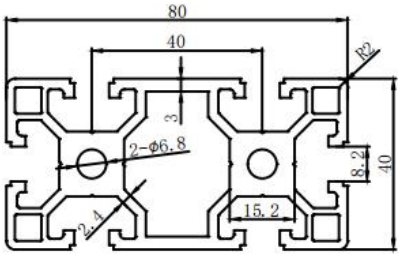	3. 13		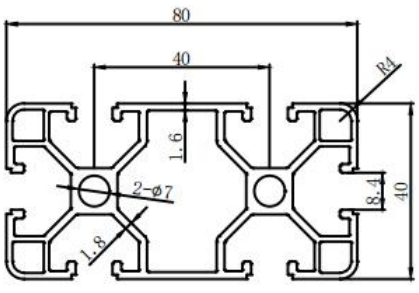	1. 95

Note: Theoretical weights are for reference; images are illustrative. Actual measured dimensions and thickness govern. Customization, machining and cutting available.

sinsdar

EU 40 Series Profiles

Model	Cross-section	Weight Kg/m
	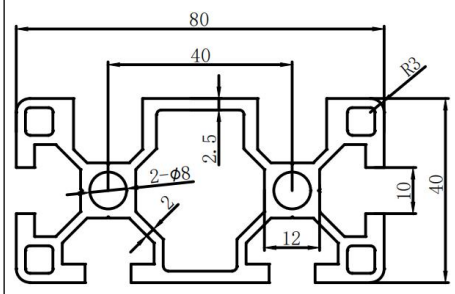	2.57
	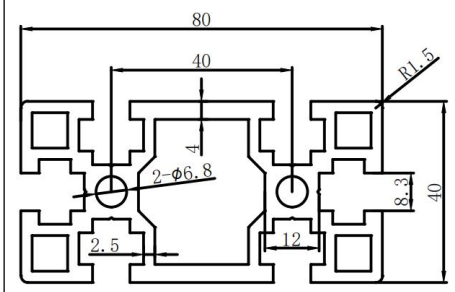	3.22
	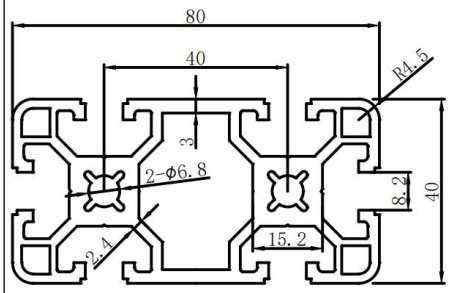	2.95
	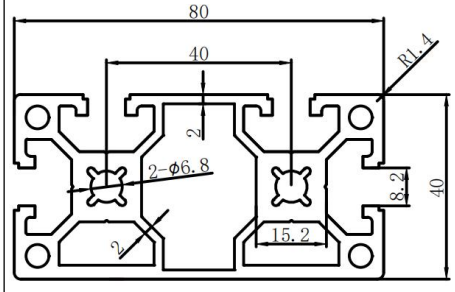	9.5
	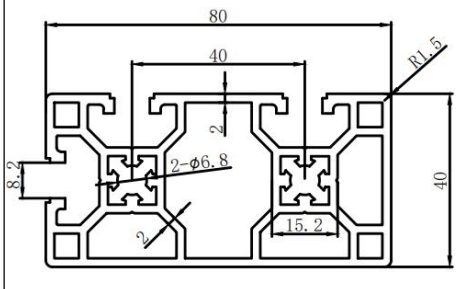	2.67

Model	Cross-section	Weight kg/m
	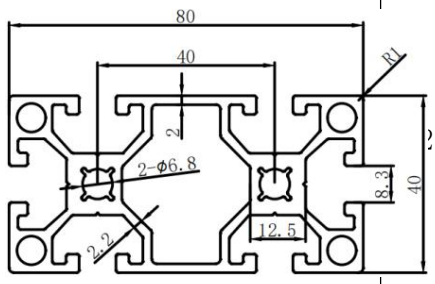	2.68
	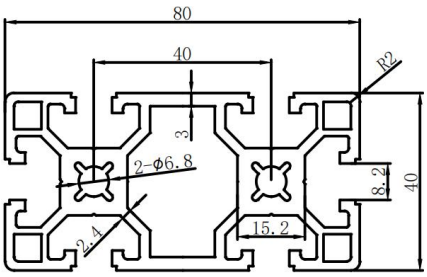	2.98
	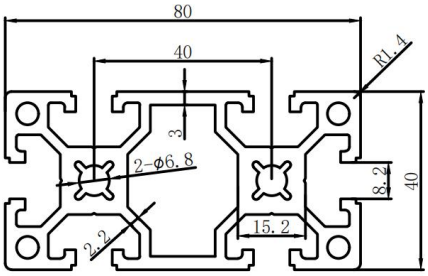	3.18
	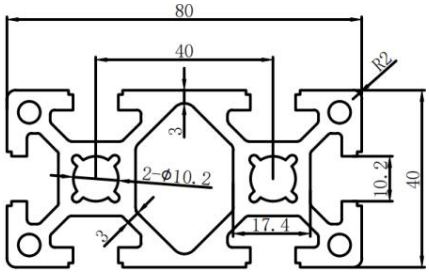	3.6
	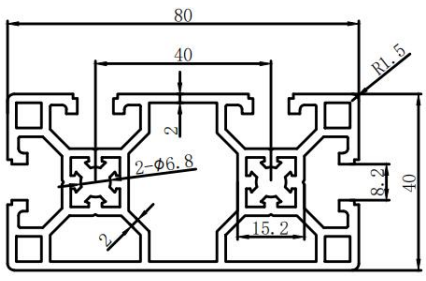	2.67

Note: Theoretical weights are for reference; images are illustrative. Actual measured dimensions and thickness govern. Customization, machining and cutting available.

sinsdar

EU 40 Series Profiles

Model	Cross-section	Weight Kg/m
	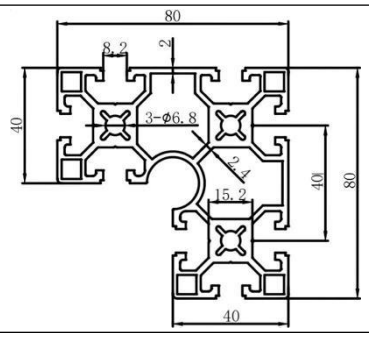	3. 95
	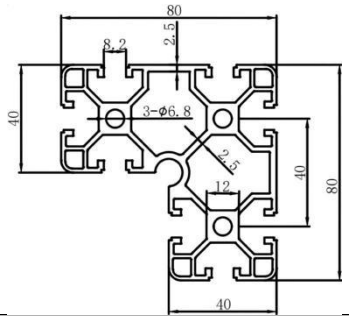	3. 52
	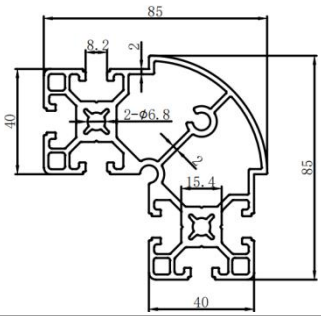	3. 72
	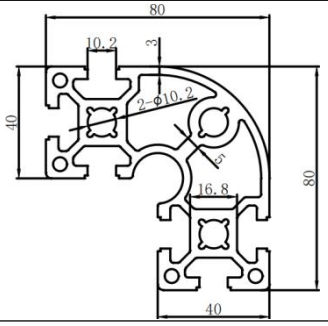	4. 68
	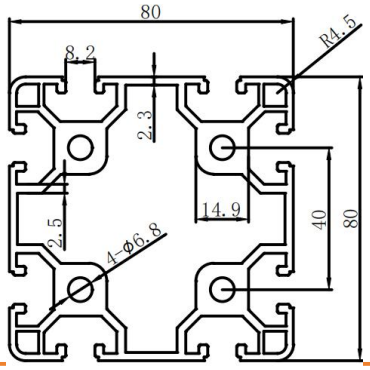	4. 57

Model	Cross-section	Weight kg/m
	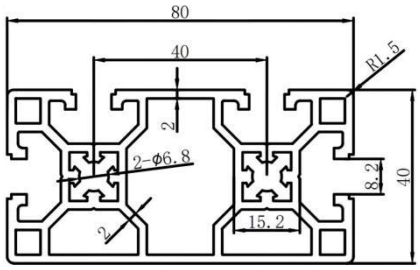	3. 17
	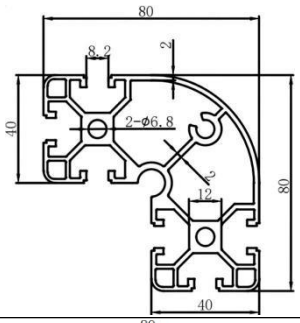	3. 17
	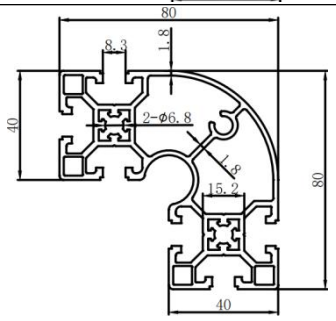	3. 2
	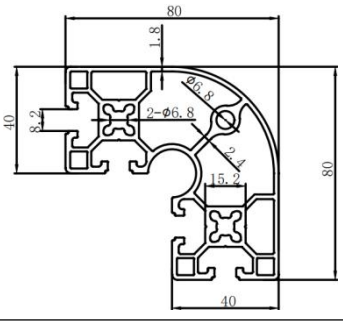	4. 25
	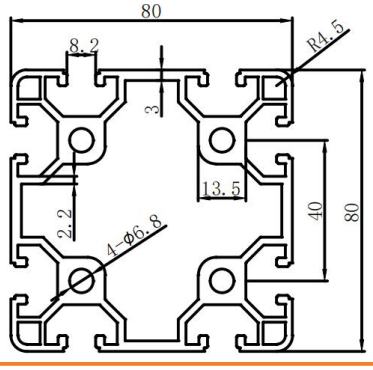	5. 13

Note: Theoretical weights are for reference; images are illustrative. Actual measured dimensions and thickness govern. Customization, machining and cutting available.

sinsdar

EU 40 Series Profiles

Model	Cross-section	Weight Kg/m	Model	Cross-section	Weight kg/m
	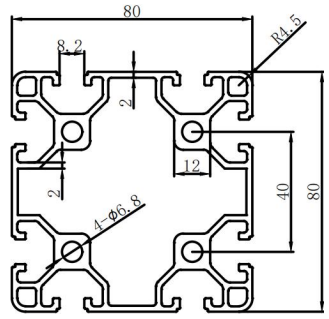	3.68		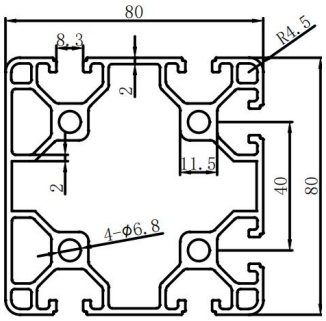	3.72
	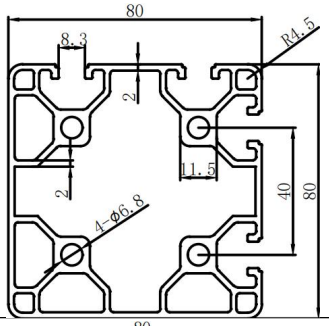	3.77		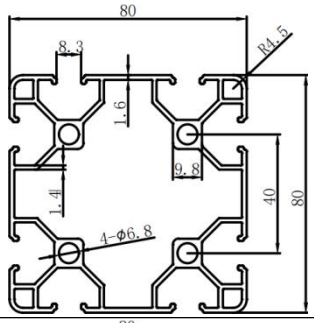	2.78
	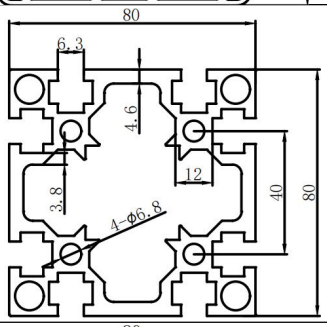	5.23		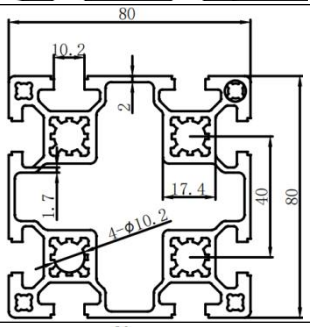	4.63
	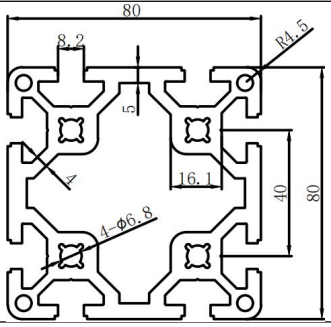	6.25		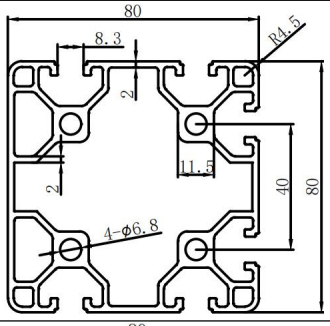	3.72
	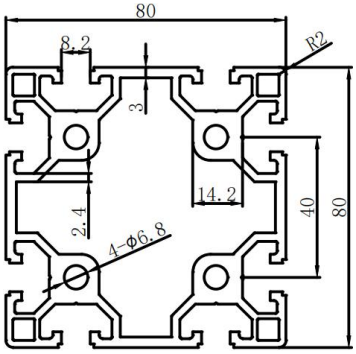	4.72		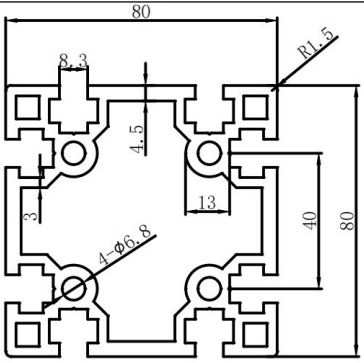	4.32

Note: Theoretical weights are for reference; images are illustrative. Actual measured dimensions and thickness govern. Customization, machining and cutting available.

sinsdar

EU 40 Series Profiles

Model	Cross-section	Weight Kg/m
	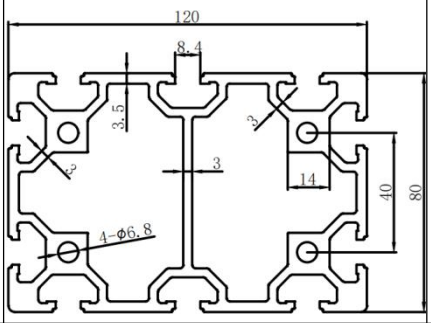	6. 9
	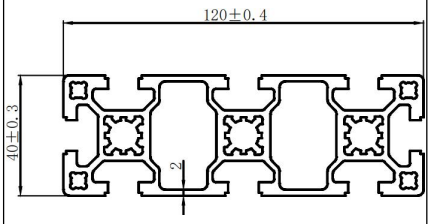	4. 22
	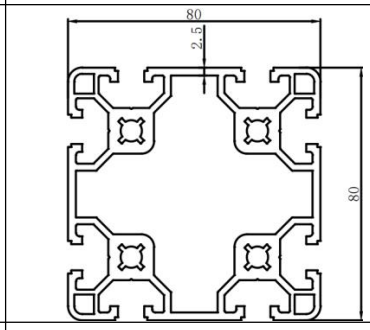	4. 43
	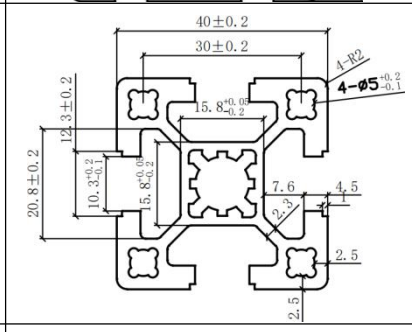	1. 67
	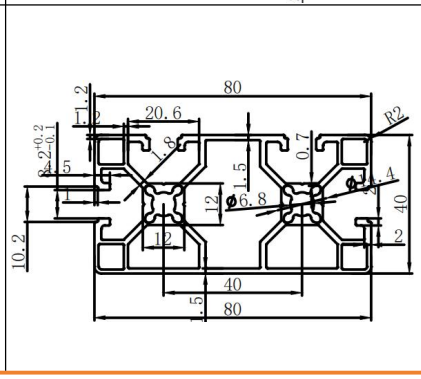	1. 98

Model	Cross-section	Weight kg/m
	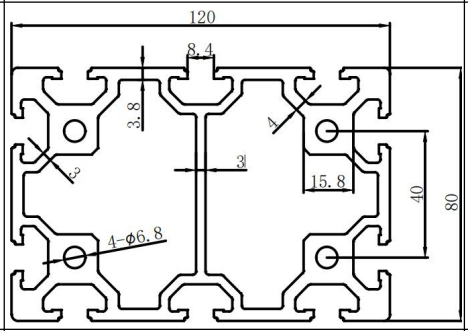	7. 7
	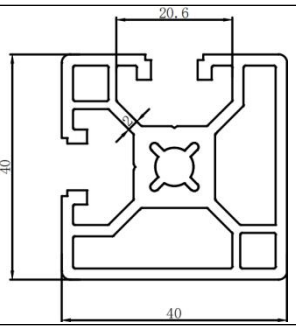	1. 53
	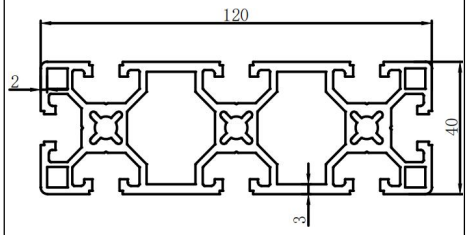	3. 99
	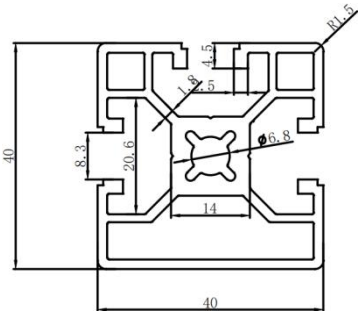	1. 36
	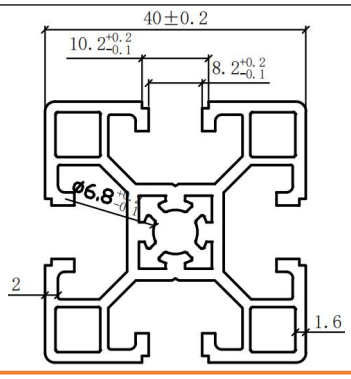	1. 32

Note: Theoretical weights are for reference; images are illustrative. Actual measured dimensions and thickness govern. Customization, machining and cutting available.

EU 40 Series Profiles

Model	Cross-section	Weight Kg/m
	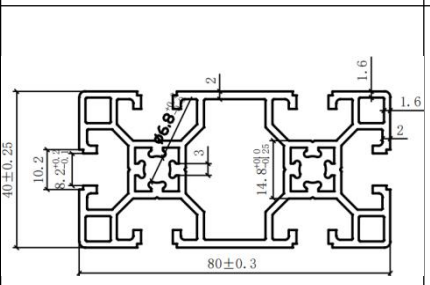	2. 34
	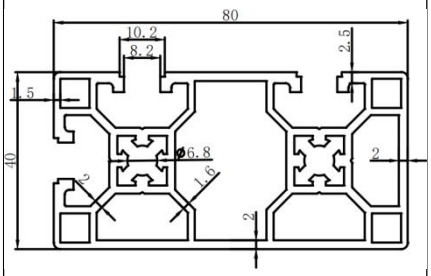	2. 43
	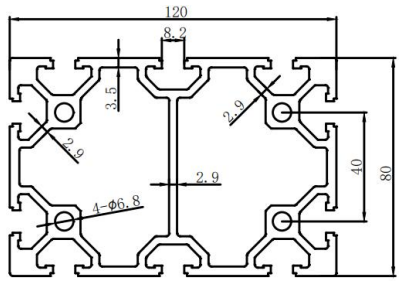	7. 03
	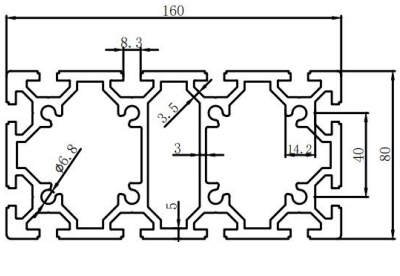	10. 17
	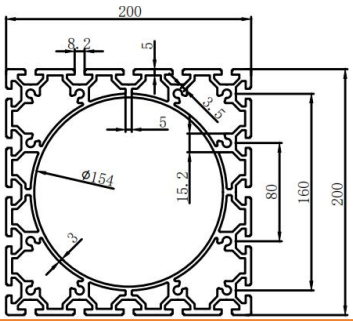	21. 48

Model	Cross-section	Weight kg/m
	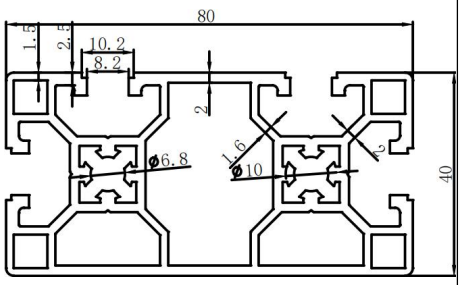	2. 42
	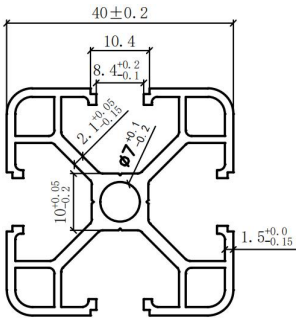	1. 05
	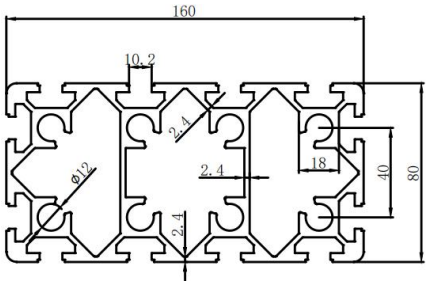	9. 22
	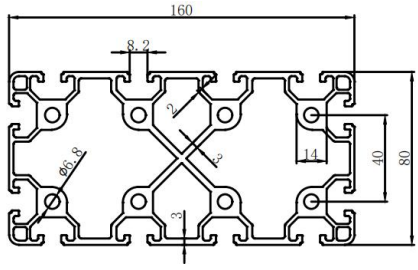	8. 02
	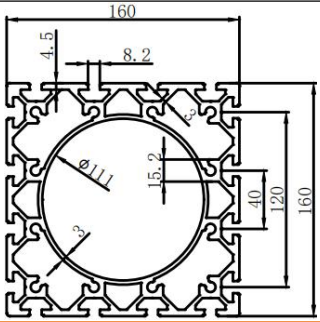	16. 32

Note: Theoretical weights are for reference; images are illustrative. Actual measured dimensions and thickness govern. Customization, machining and cutting available.

EU 40 Series Profiles

Model	Cross-section	Weight Kg/m	Model	Cross-section	Weight kg/m
	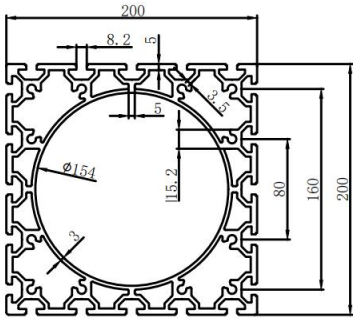	23. 48		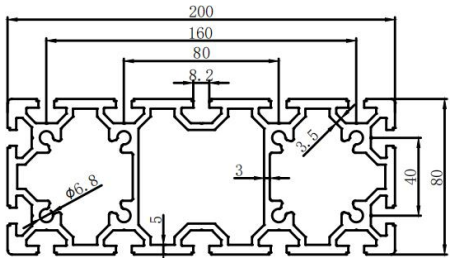	11. 9
	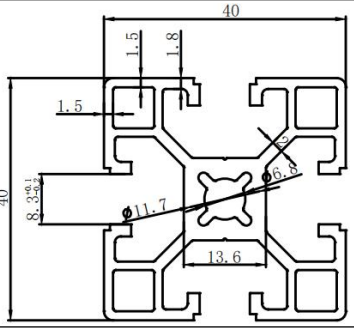	1. 35		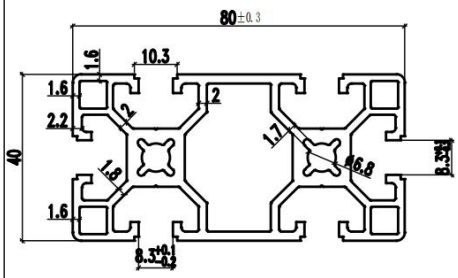	2. 53
	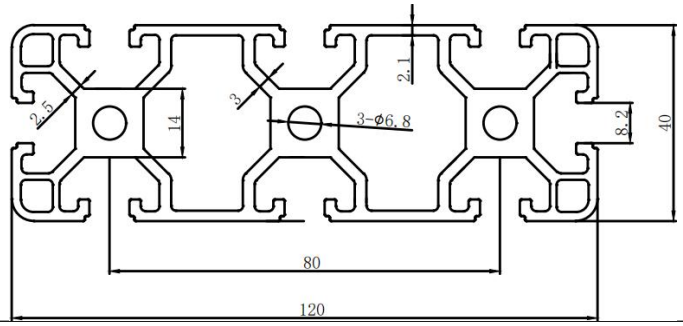				3. 9
	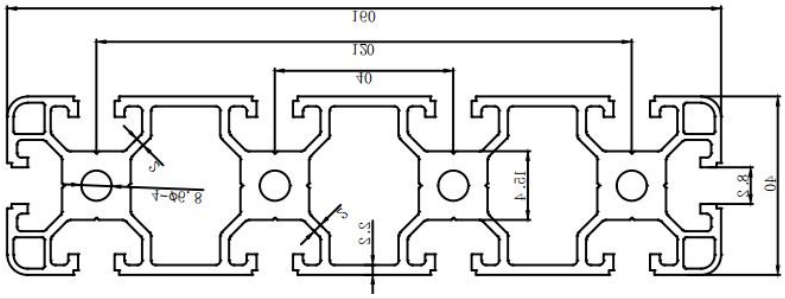				5. 25
	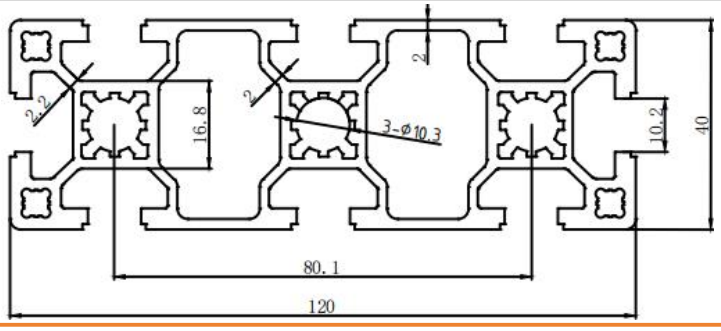				4. 98

Note: Theoretical weights are for reference; images are illustrative. Actual measured dimensions and thickness govern. Customization, machining and cutting available.

EU 40 Series Profiles

Model	Cross-section	Weight kg/m
	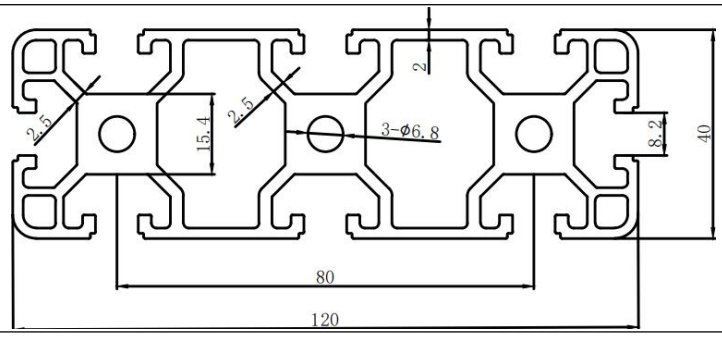	4.5
	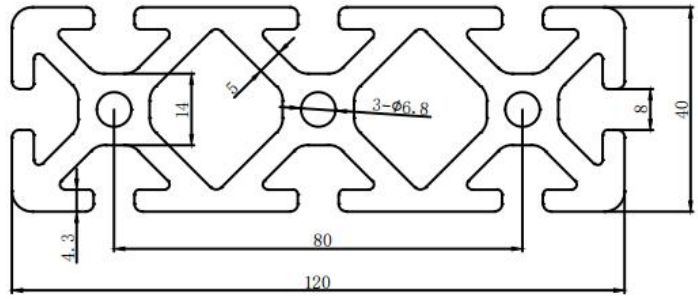	6.38
	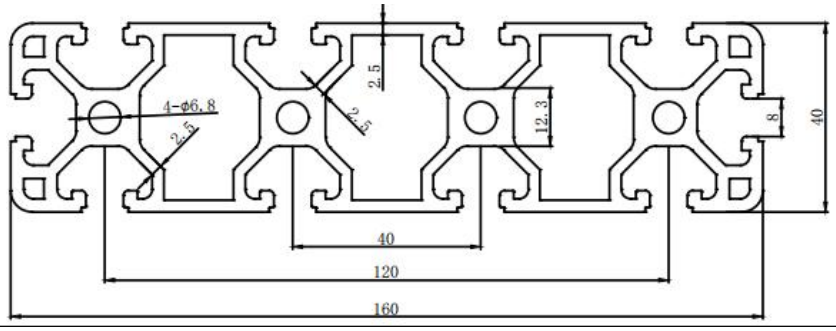	5.58
	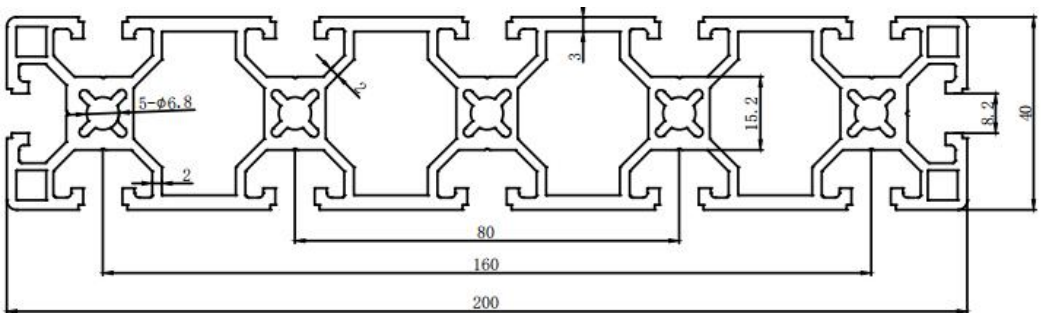	6.27
	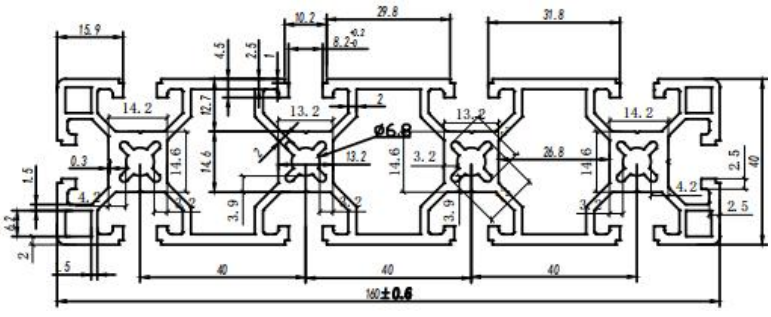	5

Note: Theoretical weights are for reference; images are illustrative. Actual measured dimensions and thickness govern. Customization, machining and cutting available.

EU 40 Series Profiles / Slot 8.2

Model	Cross-section	Weight Kg/m	Model	Cross-section	Weight kg/m
XAOB05-4040	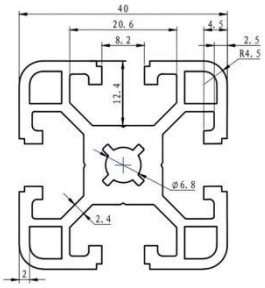	1.65	XAOB05-4040E	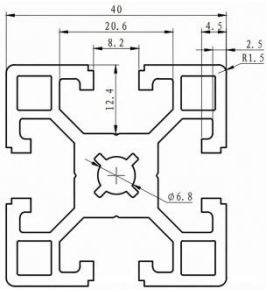	1.68
XAOB05-4040J	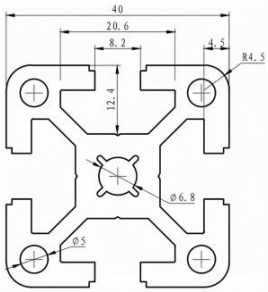	2.06	XAOB05-4040F	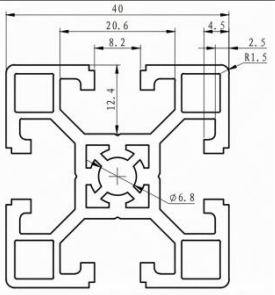	1.48
XAOB05-4040C	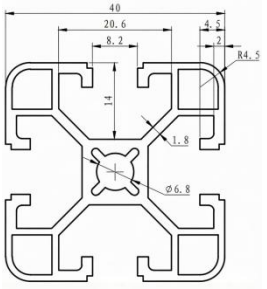	1.19	XAOB05-J4040C	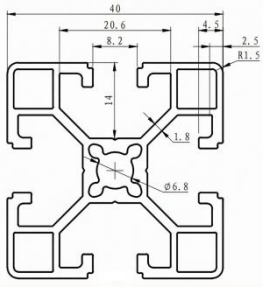	1.18
XAOB05-4040A	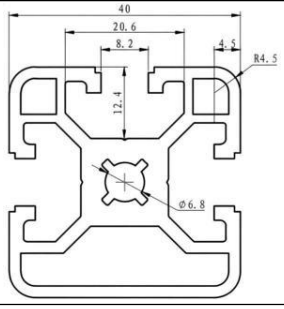	1.62	XAOB05-J4040A	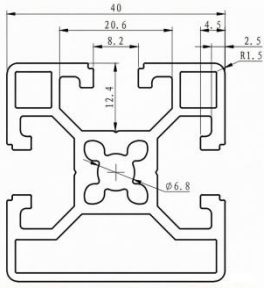	1.44
XAOB05-4040B	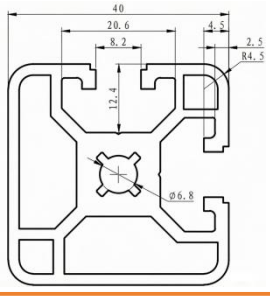	1.64	XAOB05-J4040B	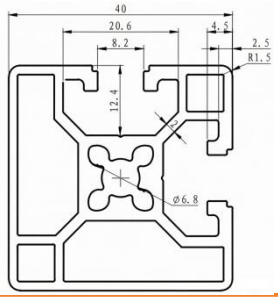	1.42

Note: Theoretical weights are for reference; images are illustrative. Actual measured dimensions and thickness govern. Customization, machining and cutting available.

EU 40 Series Profiles / Slot 8.2

Model	Cross-section	Weight Kg/m	Model	Cross-section	Weight kg/m
XAOB05-4040R	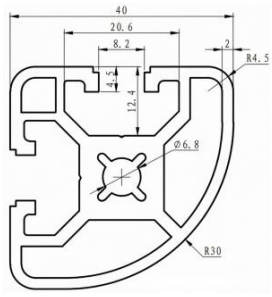	1.5	XAOB05-J4040R	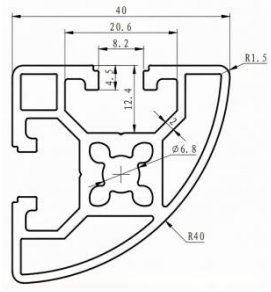	1.25
XAOB05-4080	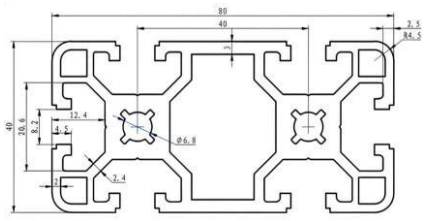	2.99	XAOB05-4080C	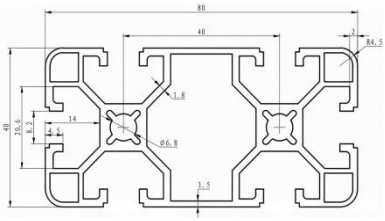	2.09
XAOB05-4080J	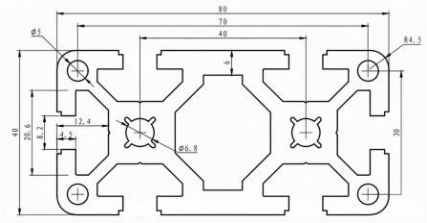	4.01	XAOB05-4080E	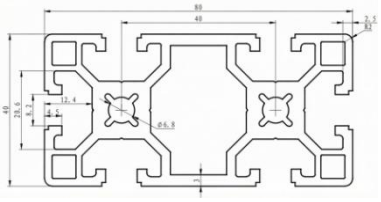	3.01
XAOB05-4080F	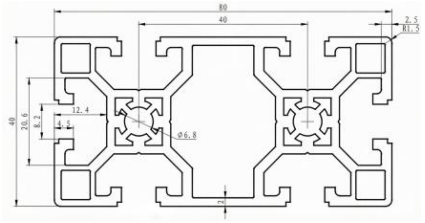	2.64	XAOB05-4080A	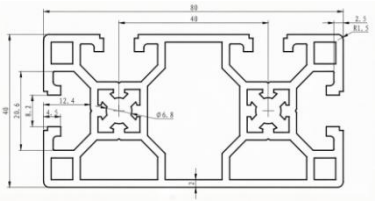	2.7
XAOB05-4080B	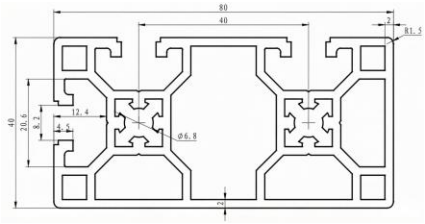	2.71	XAOB05-4020E	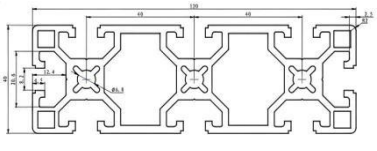	4.15

Note: Theoretical weights are for reference; images are illustrative. Actual measured dimensions and thickness govern. Customization, machining and cutting available.

EU 40 Series Profiles / Slot 8.2

Model	Cross-section	Weight Kg/m	Model	Cross-section	Weight kg/m
XAOB05-8840RF	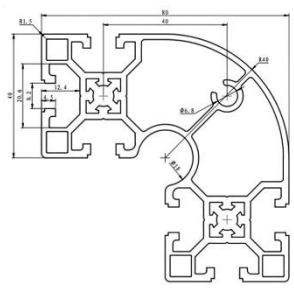	3.1	XAOB05-8840R	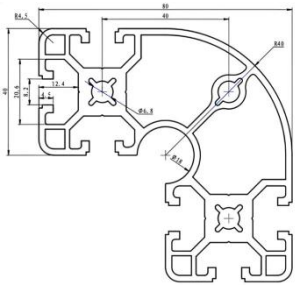	3.5
XAOB05-8080	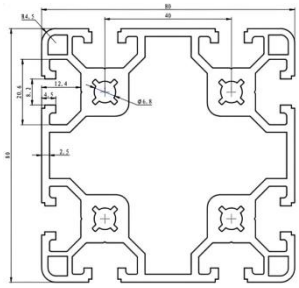	4.75	XAOB05-8080F	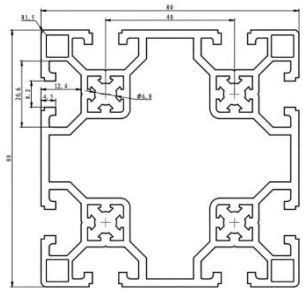	4.16
XAOB05-8080J	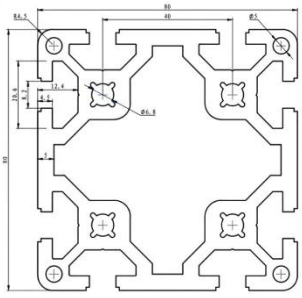	6.35			

Note: Theoretical weights are for reference; images are illustrative. Actual measured dimensions and thickness govern. Customization, machining and cutting available.

EU 40 Series Profiles / Slot 10.2

Model	Cross-section	Weight Kg/m	Model	Cross-section	Weight kg/m
XAOB02-H4040	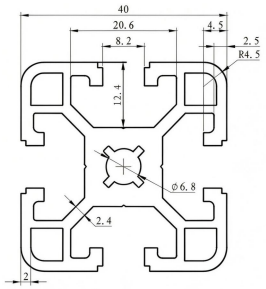	2.0	XAOB02-H4040C	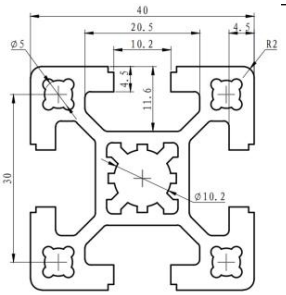	1.78
XAOB02-H4040A	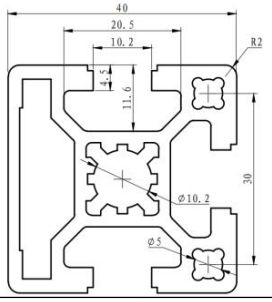	1.71	XAOB02-H4040B	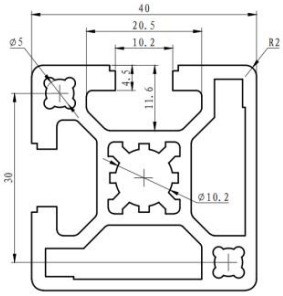	1.7
XAOB02-H4040R	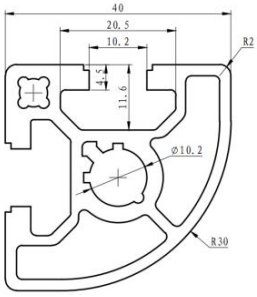	1.46	XAOB02-H4040RS	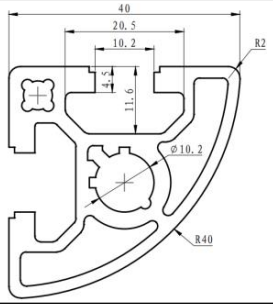	1.41
XAOB02-H4080	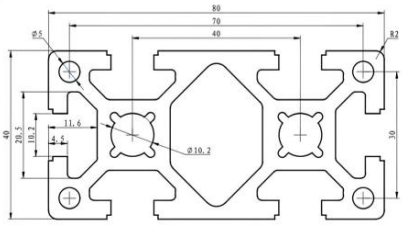	3.64	XAOB02-H4080C	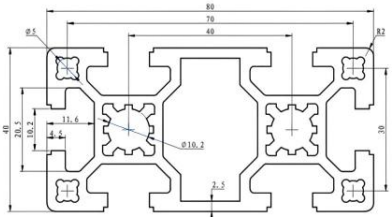	3.04
XAOB02-H40120C	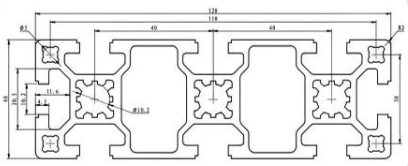	4.15	XAOB02-H8840R	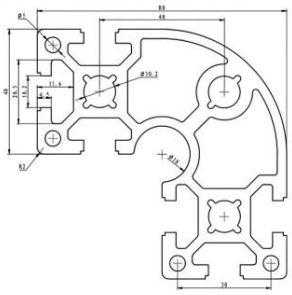	4.61

Note: Theoretical weights are for reference; images are illustrative. Actual measured dimensions and thickness govern. Customization, machining and cutting available.

EU 40 Series Profiles / Slot 10.2

Model	Cross-section	Weight Kg/m
XAOB05-H8080	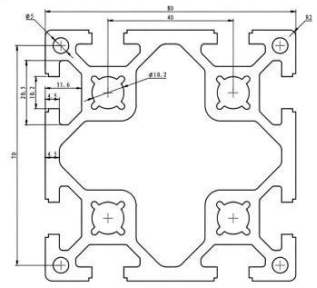	5.92

Model	Cross-section	Weight kg/m
XAOB02-H8080C	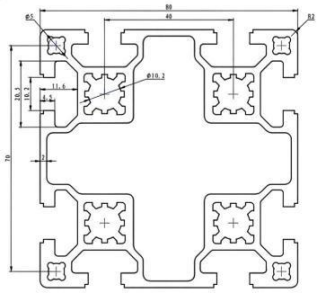	4.7

Note: Theoretical weights are for reference; images are illustrative. Actual measured dimensions and thickness govern. Customization, machining and cutting available.

11. EU 45 Series Profiles

Model	Cross-section	Weight Kg/m	Model	Cross-section	Weight kg/m
	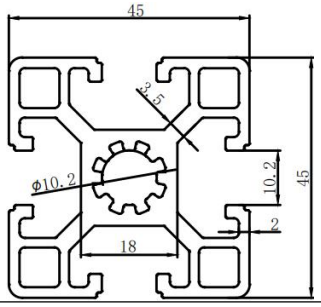	1.9		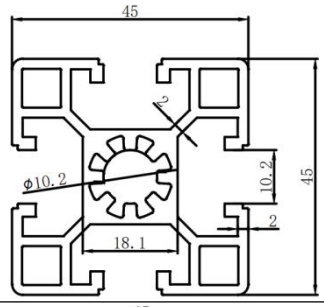	1.73
	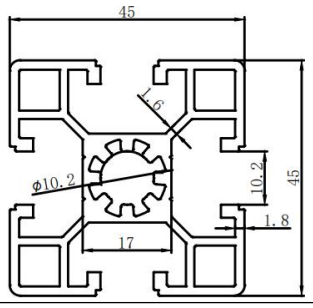	1.6		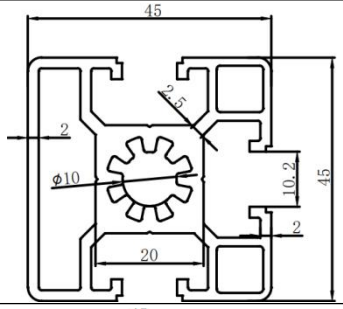	1.78
	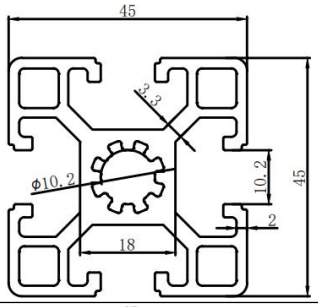	1.9		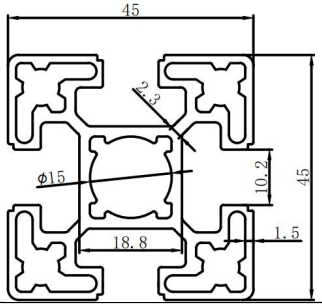	1.67
	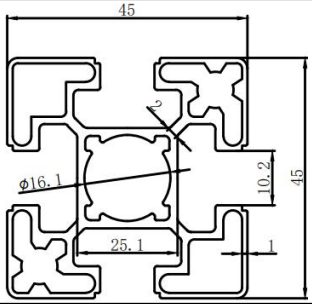	1.32		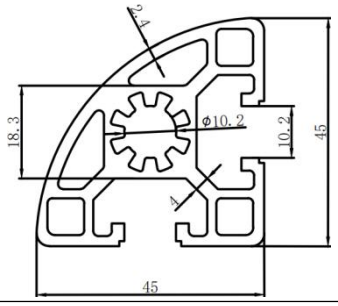	1.7
	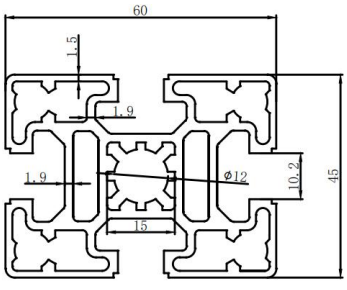	2.37		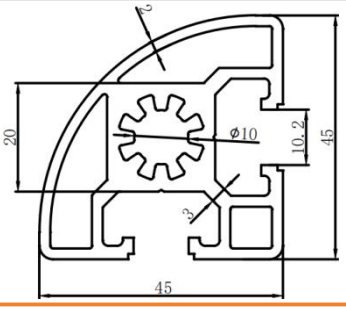	1.75

Note: Theoretical weights are for reference; images are illustrative. Actual measured dimensions and thickness govern. Customization, machining and cutting available.

sinsdar

EU 45 Series Profiles

Model	Cross-section	Weight Kg/m	Model	Cross-section	Weight kg/m
	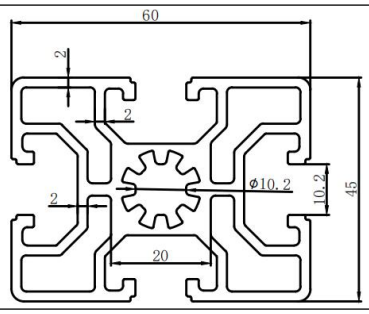	2. 45		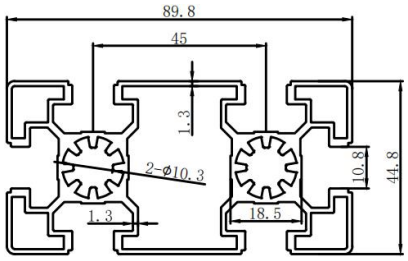	2. 47
	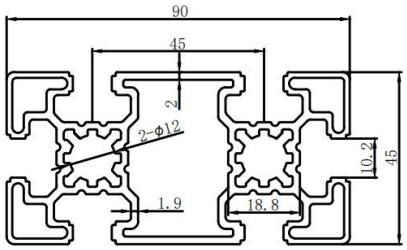	2. 78		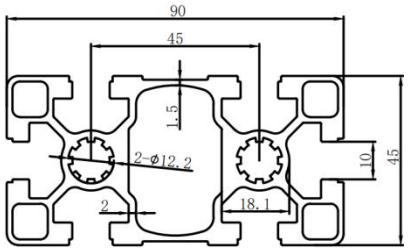	3. 37
	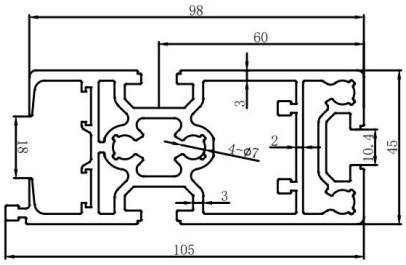	4. 02		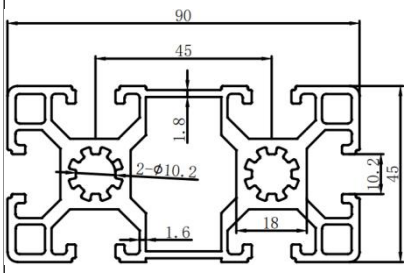	3. 25
	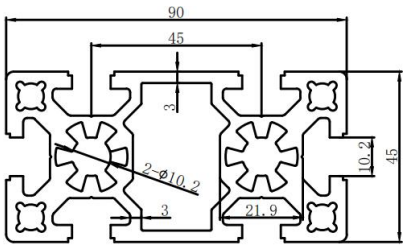	4. 28		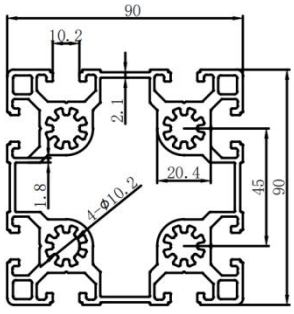	5. 72
	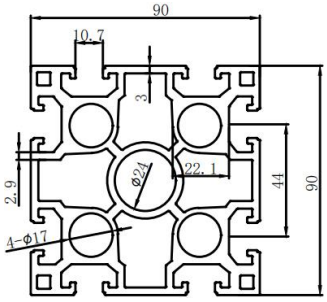	7. 28		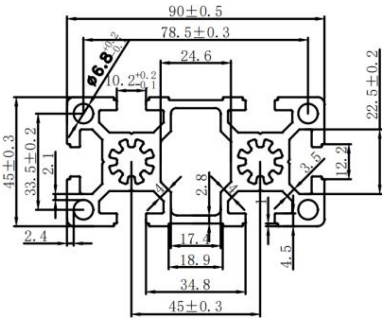	4. 33

Note: Theoretical weights are for reference; images are illustrative. Actual measured dimensions and thickness govern. Customization, machining and cutting available.

sinsdar

EU 45 Series Profiles

Model	Cross-section	Weight Kg/m		Model	Cross-section	Weight kg/m
	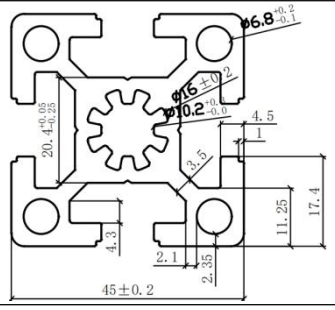	2.41				

Note: Theoretical weights are for reference; images are illustrative. Actual measured dimensions and thickness govern. Customization, machining and cutting available.

EU 45 Series Profiles / Slot 10.2

Model	Cross-section	Weight Kg/m	Model	Cross-section	Weight kg/m
XAOB05-4545	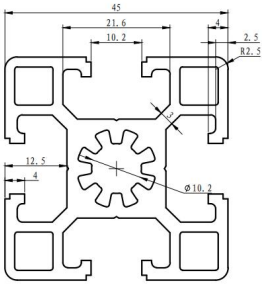	2.01	XAOB05-4545C	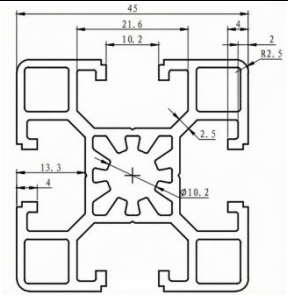	1.58
XAOB05-4545YE	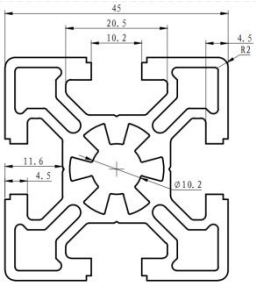	2.12	XAOB05-4545YC	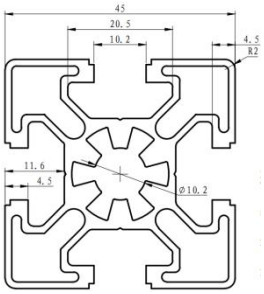	1.68
XAOB05-4545YR	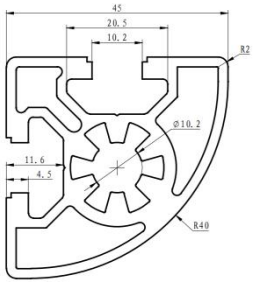	1.87	XAOB05-4545R	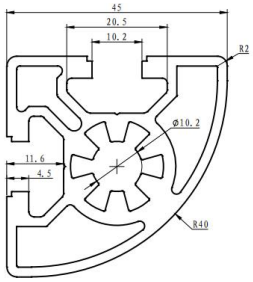	1.78
XAOB05-4590	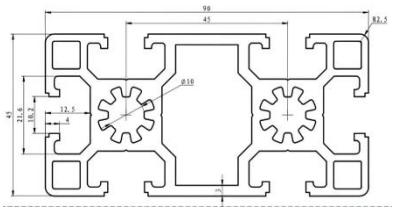	3.67	XAOB05-4590C	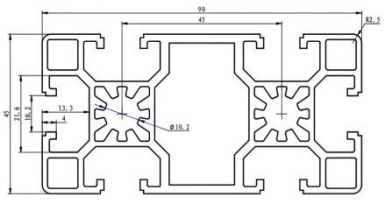	2.88
XAOB05-9090	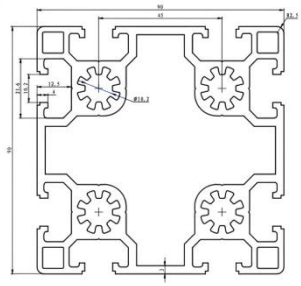	5.88			

Note: Theoretical weights are for reference; images are illustrative. Actual measured dimensions and thickness govern. Customization, machining and cutting available.

12. EU 50 Series Profiles

Model	Cross-section	Weight Kg/m	Model	Cross-section	Weight kg/m
XAOB05-5050	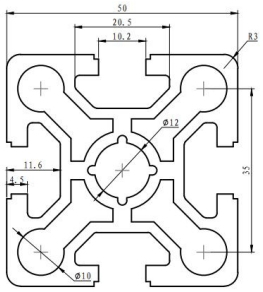	2.73	XAOB05-5050YA	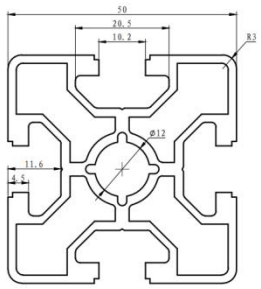	2.08
XAOB05-50100J	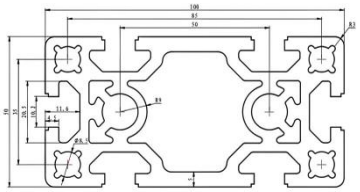	5.56	XAOB05-100100J	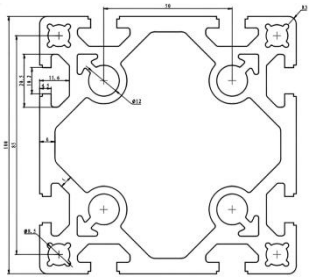	9.08
	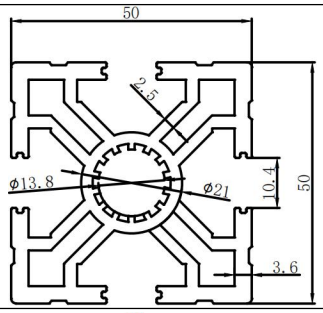	2.6		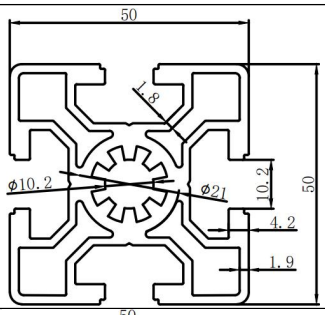	2.47
	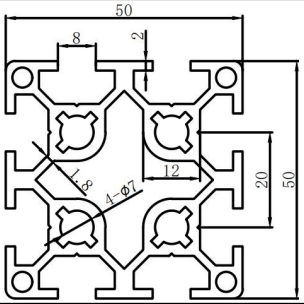	2.18		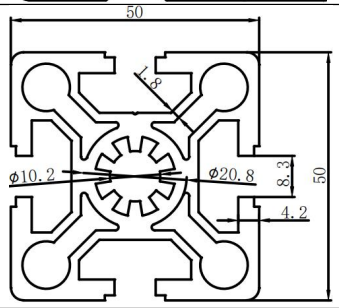	2.77
	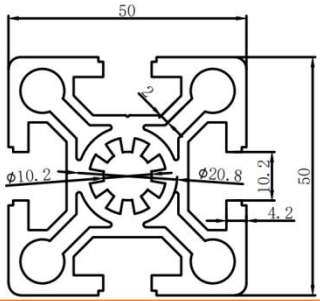	2.83		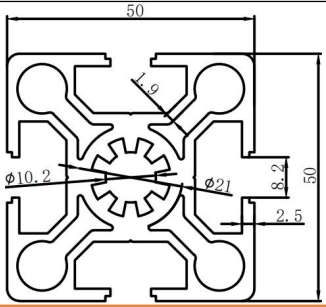	2.57

Note: Theoretical weights are for reference; images are illustrative. Actual measured dimensions and thickness govern. Customization, machining and cutting available.

sinsdar

EU 50 Series Profiles

Model	Cross-section	Weight Kg/m	Model	Cross-section	Weight kg/m
	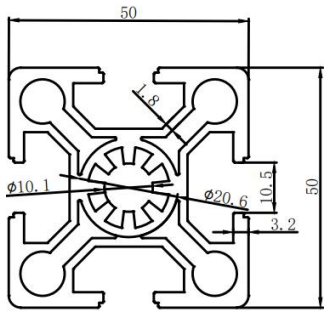	2.57		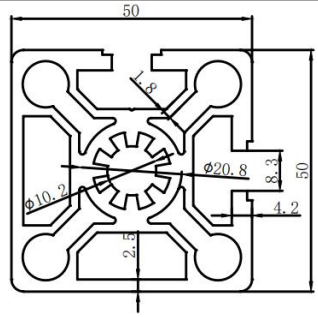	2.77
	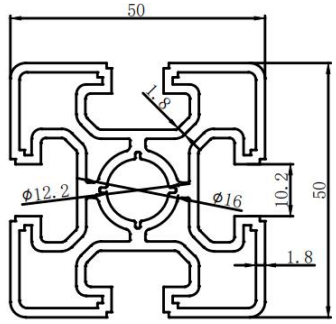	2.1		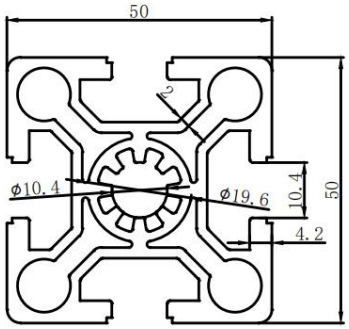	2.55
	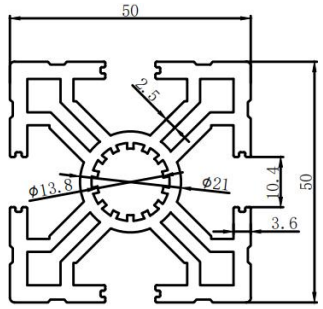	2.65		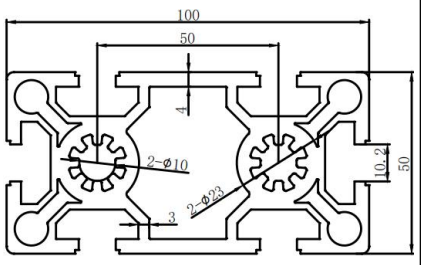	5.08
	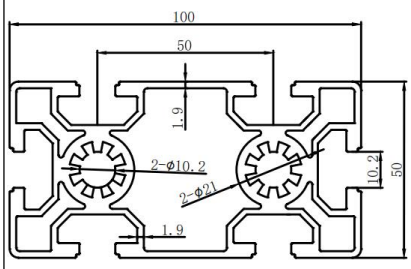	4.02		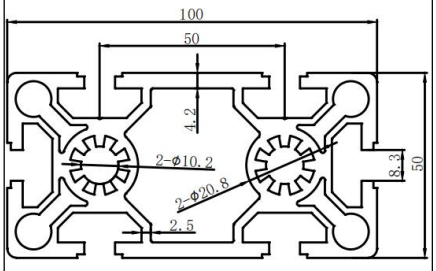	4.8
	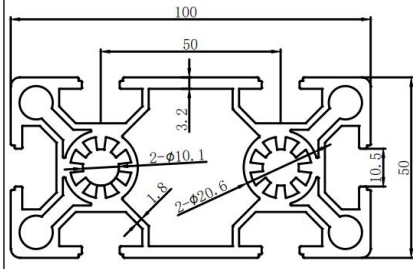	4.1		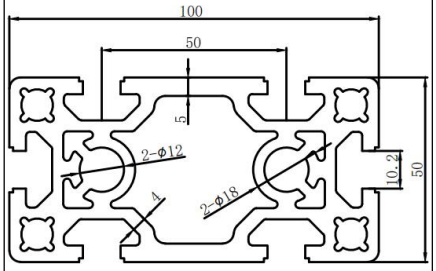	5.5

Note: Theoretical weights are for reference; images are illustrative. Actual measured dimensions and thickness govern. Customization, machining and cutting available.

EU 50 Series Profiles

Model	Cross-section	Weight Kg/m
	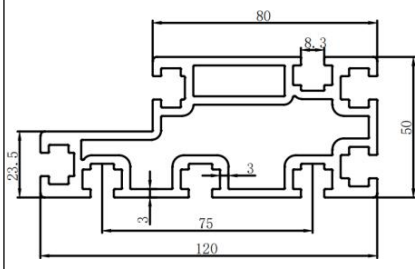	4.52
	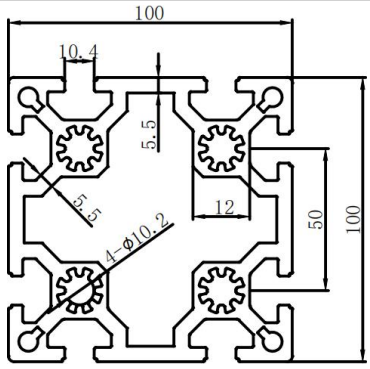	9
	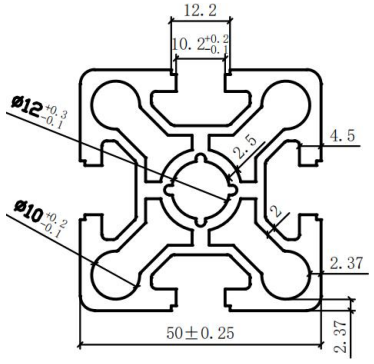	2.59

Model	Cross-section	Weight kg/m
	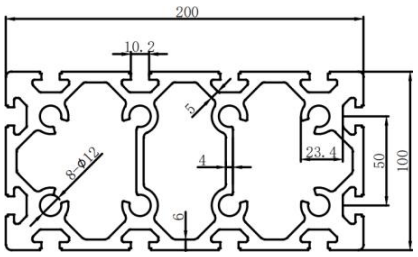	17
	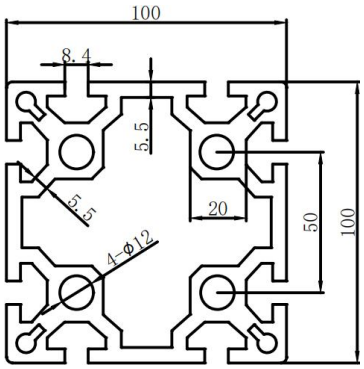	9.65

Note: Theoretical weights are for reference; images are illustrative. Actual measured dimensions and thickness govern. Customization, machining and cutting available.

13. EU 60 Series Profiles

Model	Cross-section	Weight Kg/m	Model	Cross-section	Weight kg/m
XAOB05-H6060YE	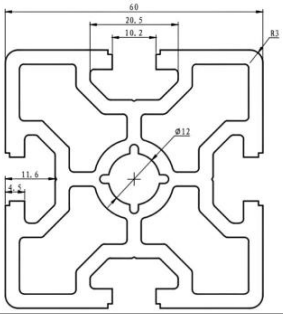	3.77	XAOB02-H6060YF	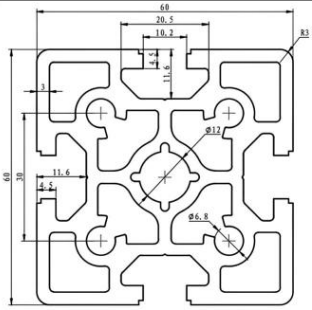	4.2
	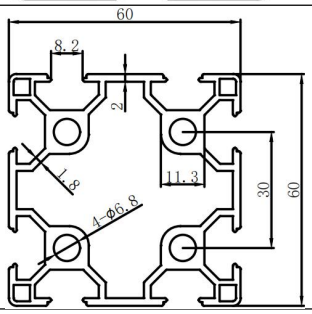	2.28		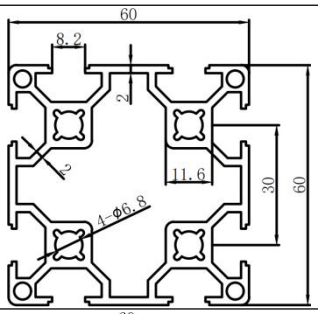	2.42
	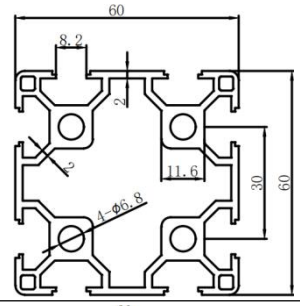	2.58		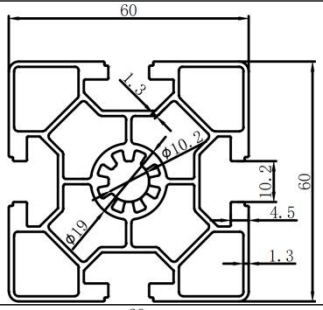	2.35
	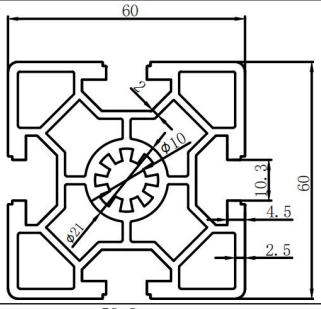	3.37		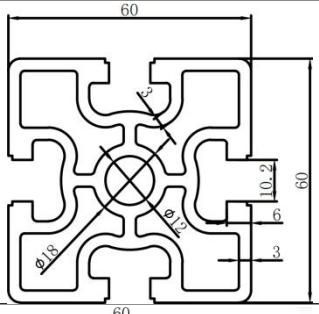	3.78
	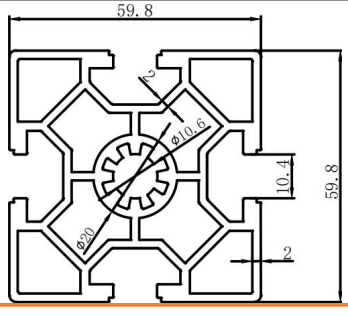	3.02		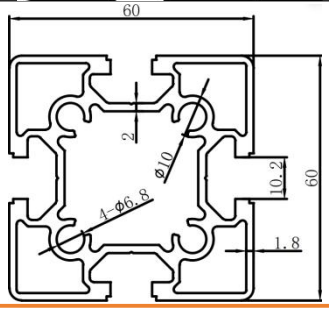	2.48

Note: Theoretical weights are for reference; images are illustrative. Actual measured dimensions and thickness govern. Customization, machining and cutting available.

sinsdar

EU 60 Series Profiles

Model	Cross-section	Weight Kg/m	Model	Cross-section	Weight kg/m
	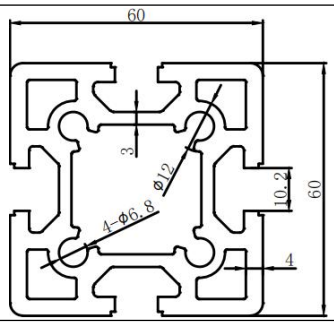	4. 2		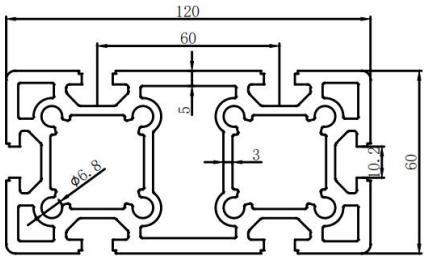	6. 95
	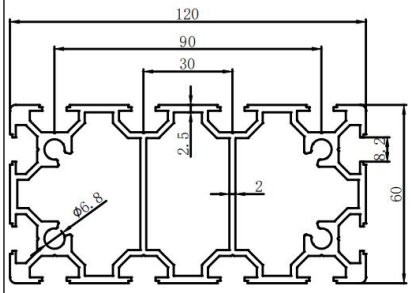	4. 18		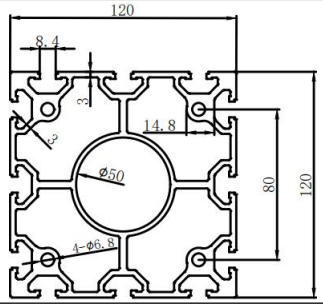	10. 66
	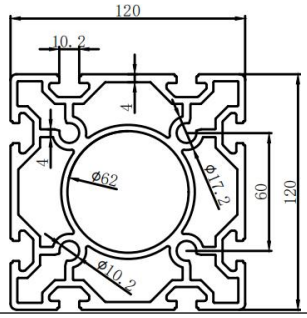	10. 83		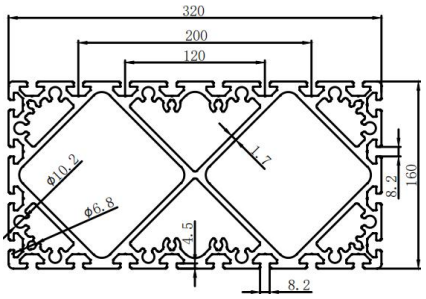	33. 23
	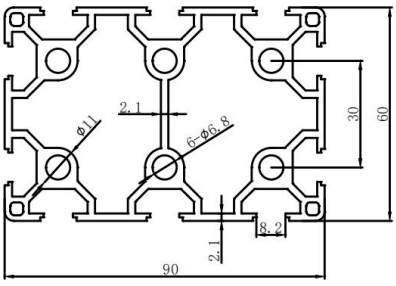	3. 6		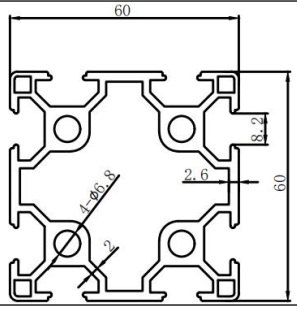	2. 57

Note: Theoretical weights are for reference; images are illustrative. Actual measured dimensions and thickness govern. Customization, machining and cutting available.

14. GB 10 Series Profiles

Model	Cross-section	Weight Kg/m	Model	Cross-section	Weight kg/m
	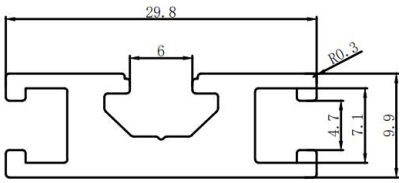	0. 47		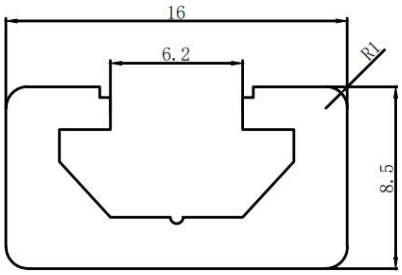	0. 23
	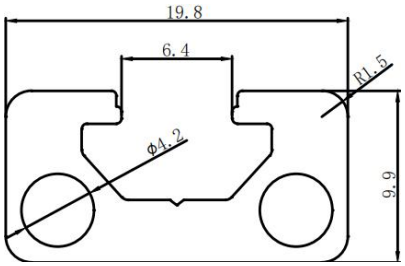	0. 3		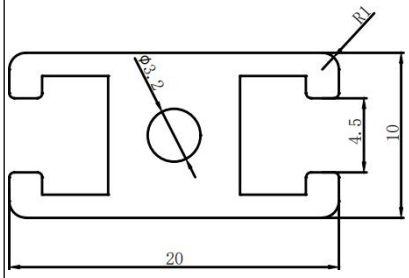	0. 3

Note: Theoretical weights are for reference; images are illustrative. Actual measured dimensions and thickness govern. Customization, machining and cutting available.

15. GB 15 Series Profiles

Model	Cross-section	Weight Kg/m	Model	Cross-section	Weight kg/m
	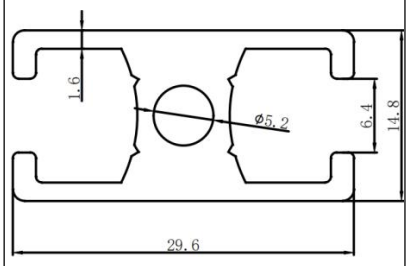	0. 57		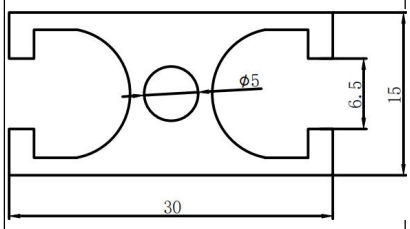	0. 58
	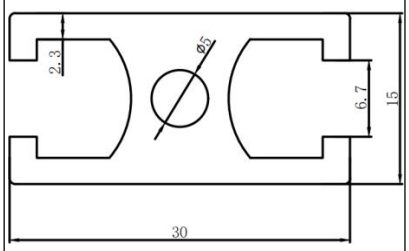	0. 65		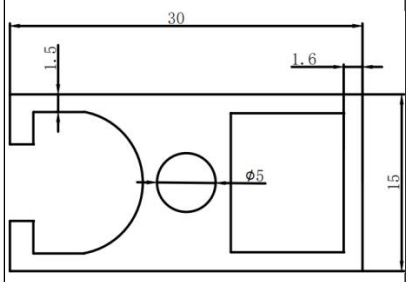	0. 56
	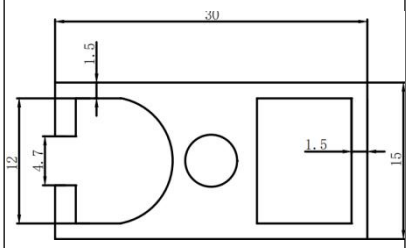	0. 59		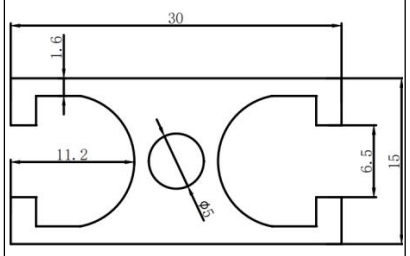	0. 59
	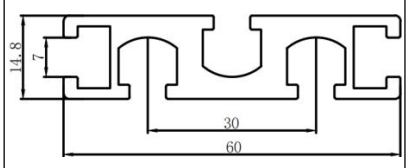	1. 17		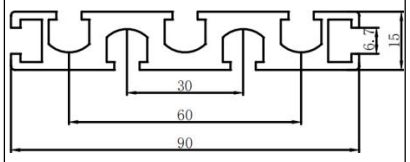	1. 55
	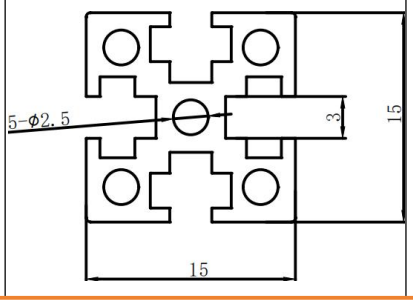	0. 29			

Note: Theoretical weights are for reference; images are illustrative. Actual measured dimensions and thickness govern. Customization, machining and cutting available.

16. GB 20 Series Profiles

Model	Cross-section	Weight Kg/m	Model	Cross-section	Weight kg/m
	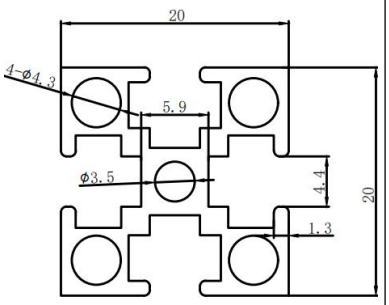	0.4		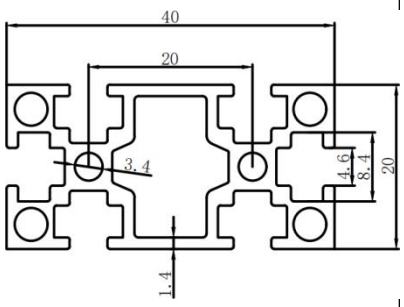	0.73
	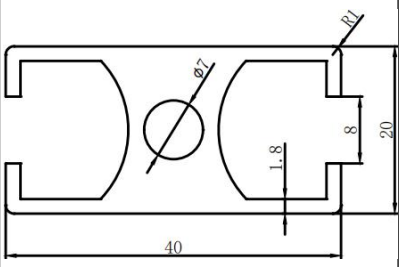	0.97		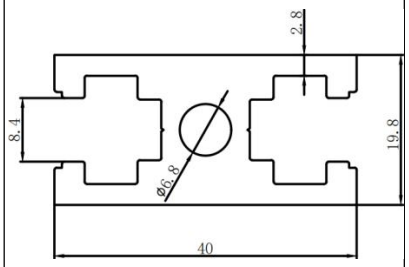	1.18
	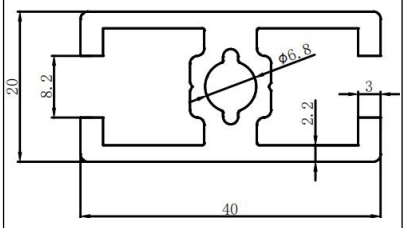	0.9		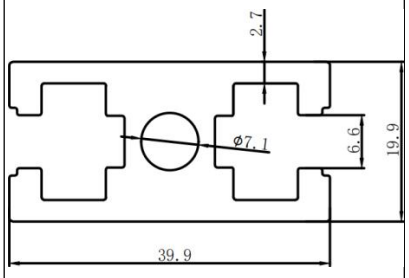	1.2
	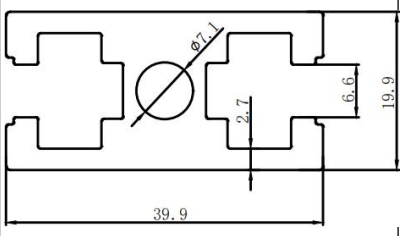	1.17		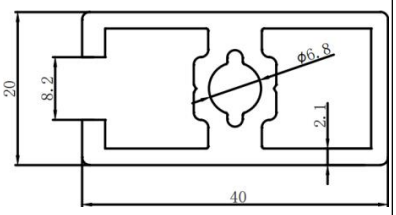	0.93
	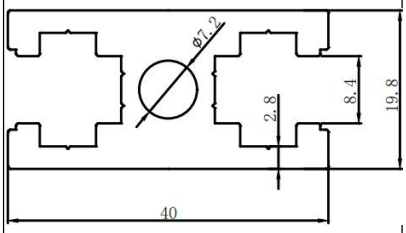	1.18		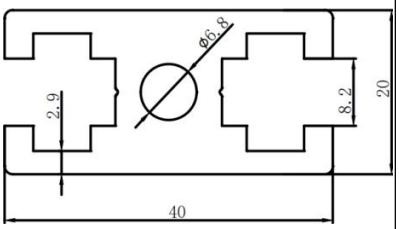	1.44

Note: Theoretical weights are for reference; images are illustrative. Actual measured dimensions and thickness govern. Customization, machining and cutting available.

GB 20 Series Profiles

Model	Cross-section	Weight Kg/m	Model	Cross-section	Weight kg/m
	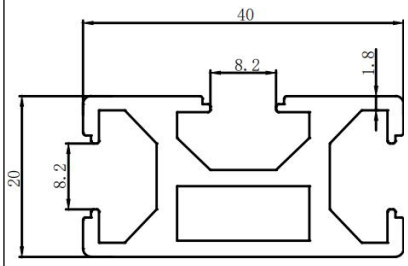	0.88		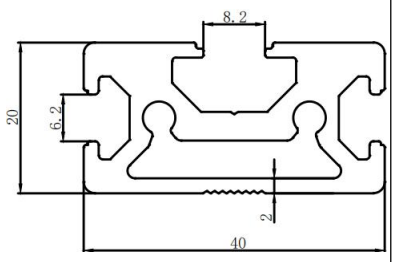	1.15
	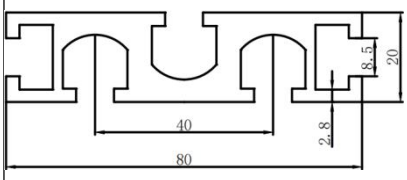	2.1		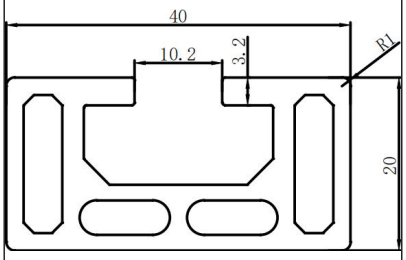	0.97

Note: Theoretical weights are for reference; images are illustrative. Actual measured dimensions and thickness govern. Customization, machining and cutting available.

17. GB 25 Series Profiles

Model	Cross-section	Weight Kg/m		Model	Cross-section	Weight kg/m
	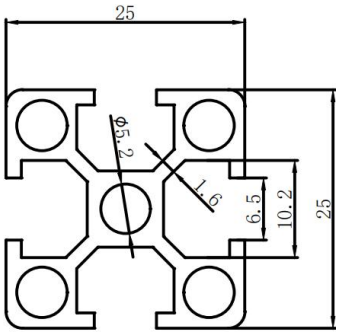	0.57				

Note: Theoretical weights are for reference; images are illustrative. Actual measured dimensions and thickness govern. Customization, machining and cutting available.

18. GB 30 Series Profiles

Model	Cross-section	Weight Kg/m	Model	Cross-section	Weight kg/m
XAGB06-3030Y	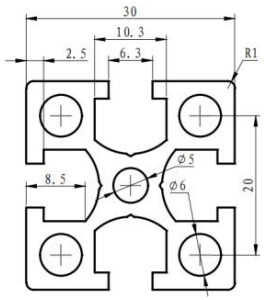	1.1	XAGB06-3030YD	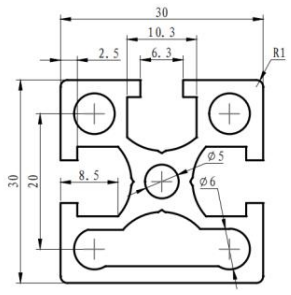	1.07
XAGB06-3030YB	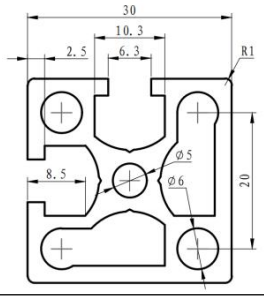	1.11	XAGB06-3030R	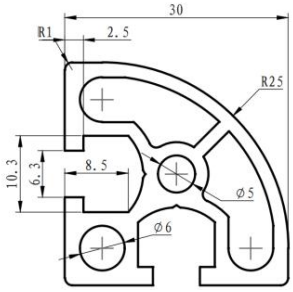	0.88
XAGB06-3030	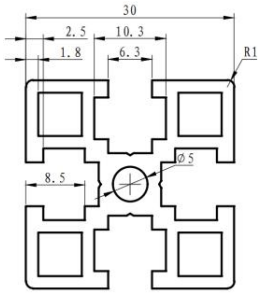	1	XAGB06-3030A	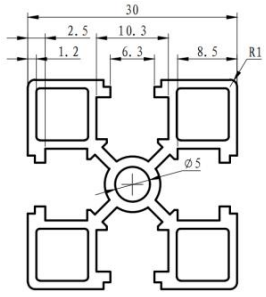	0.72
XAGB06-3060Y	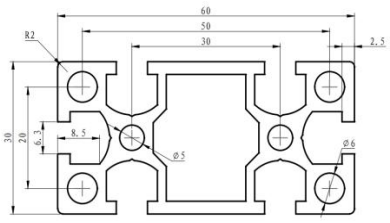	1.78	XAGB06-3090Y	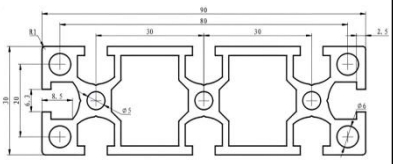	2.47
XAGB06-6630R	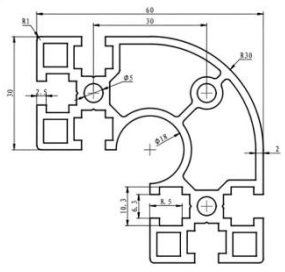	2.14	XAGB06-6630Y	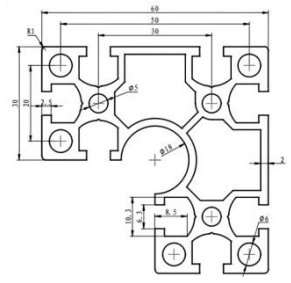	2.48

Note: Theoretical weights are for reference; images are illustrative. Actual measured dimensions and thickness govern. Customization, machining and cutting available.

sinsdar

GB 30 Series Profiles

Model	Cross-section	Weight Kg/m	Model	Cross-section	Weight kg/m
XAGB06-6060Y	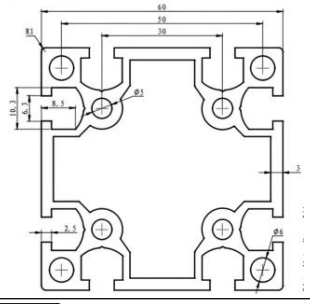	2.8		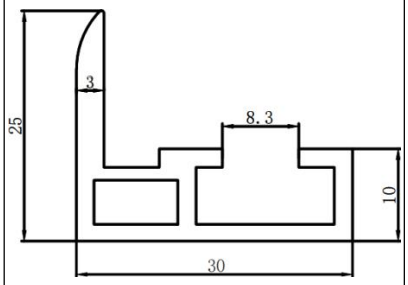	0.48
	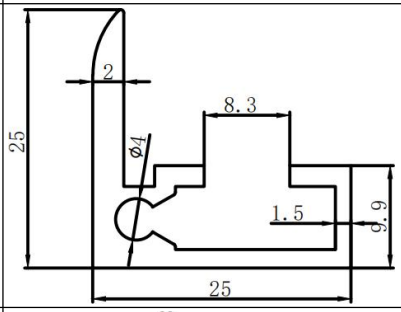	0.405		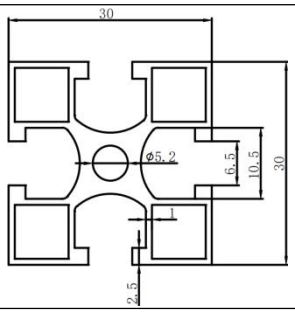	0.68
	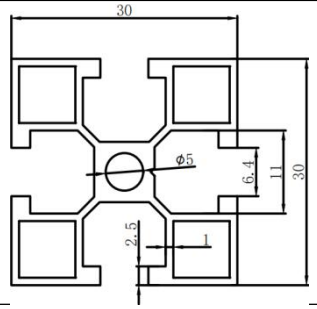	0.67		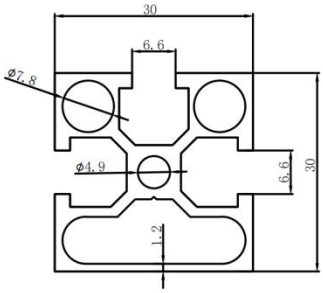	0.77
	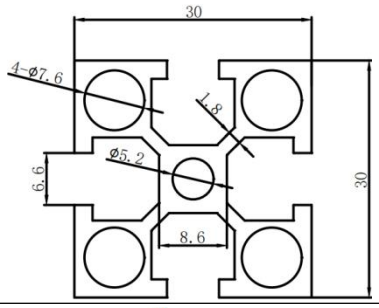	0.83		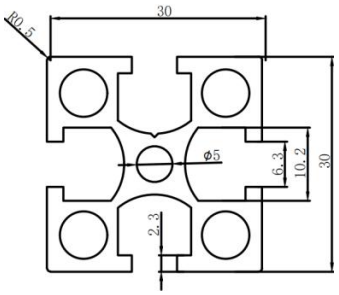	1
	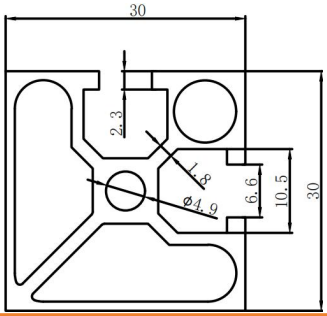	0.83		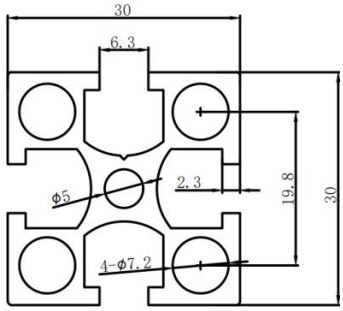	0.92

Note: Theoretical weights are for reference; images are illustrative. Actual measured dimensions and thickness govern. Customization, machining and cutting available.

GB 30 Series Profiles

Model	Cross-section	Weight Kg/m	Model	Cross-section	Weight kg/m
	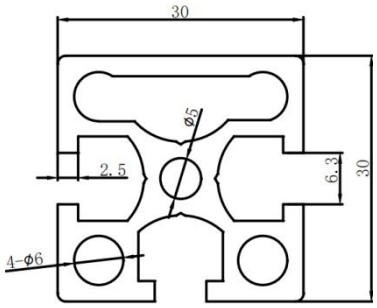	1.08		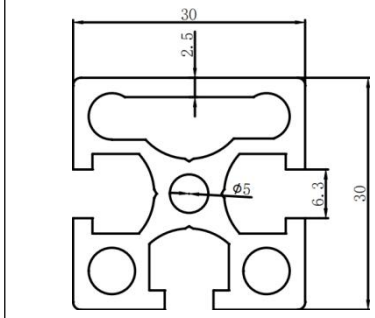	1.06
	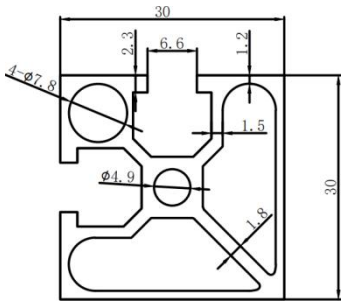	0.75		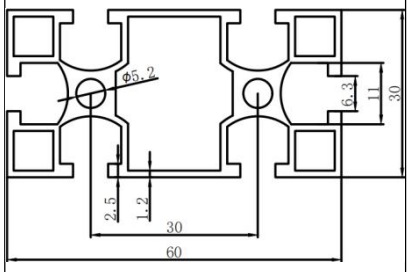	1.225
	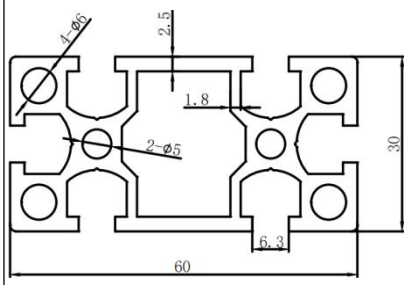	1.77		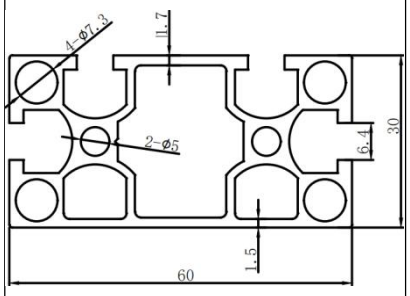	1.43
	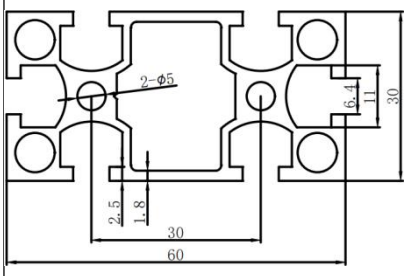	1.52		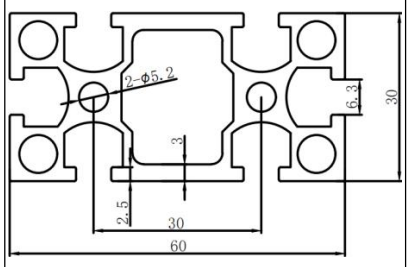	1.72
	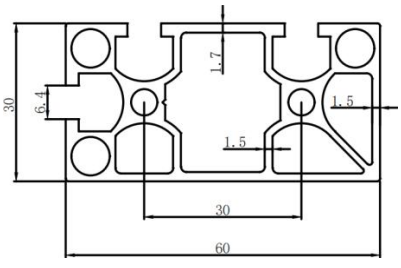	1.43		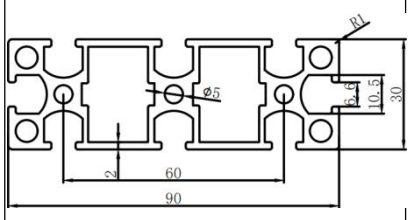	2.42

Note: Theoretical weights are for reference; images are illustrative. Actual measured dimensions and thickness govern. Customization, machining and cutting available.

GB 30 Series Profiles

Model	Cross-section	Weight Kg/m	Model	Cross-section	Weight kg/m
	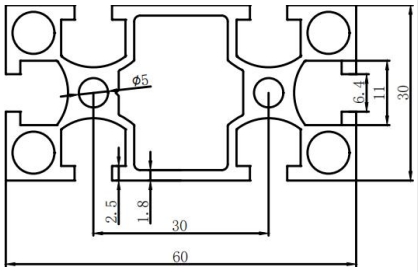	1.43		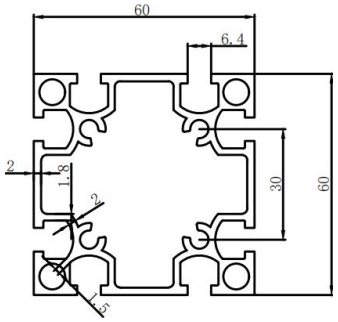	2.27
	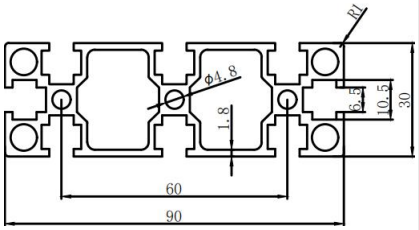	1.45		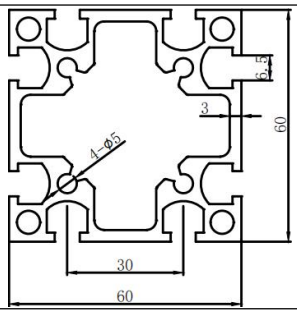	2.83
	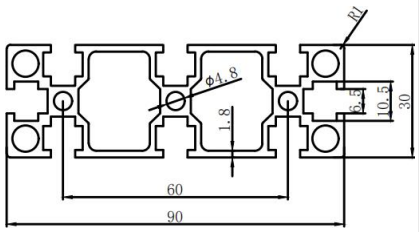	2.08		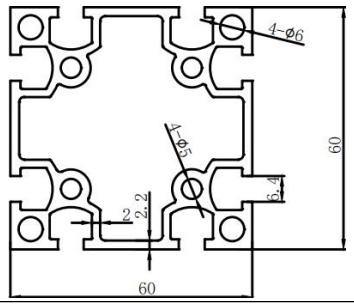	2.57
	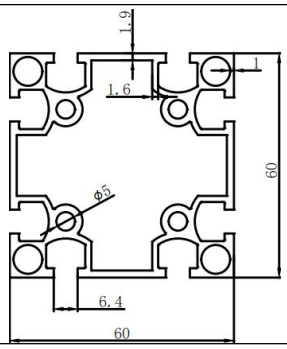	2.22		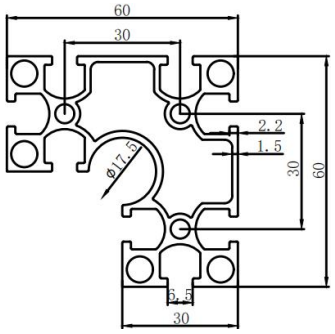	2.02
	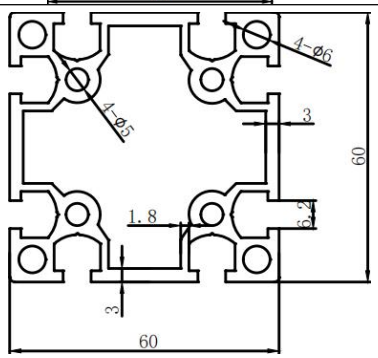	2.78		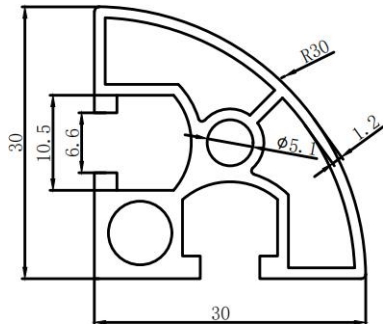	0.62

Note: Theoretical weights are for reference; images are illustrative. Actual measured dimensions and thickness govern. Customization, machining and cutting available.

GB 30 Series Profiles

Model	Cross-section	Weight Kg/m	Model	Cross-section	Weight kg/m
	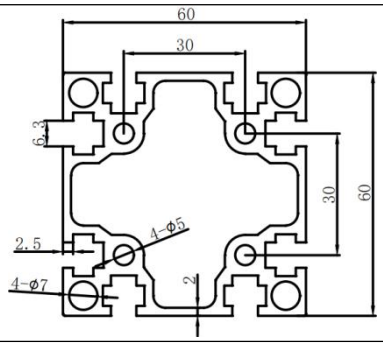	2.77		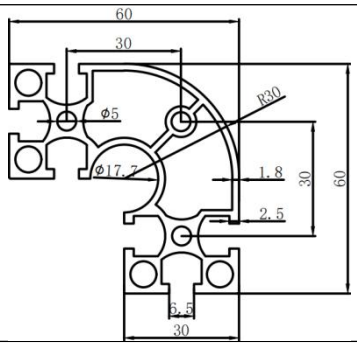	2

Note: Theoretical weights are for reference; images are illustrative. Actual measured dimensions and thickness govern. Customization, machining and cutting available.

19. GB 40 Series Profiles

Model	Cross-section	Weight Kg/m	Model	Cross-section	Weight kg/m
XAGB06-40 40Y	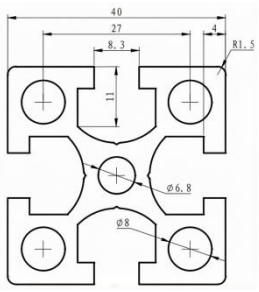	1.95	XAGB06-40 40YA	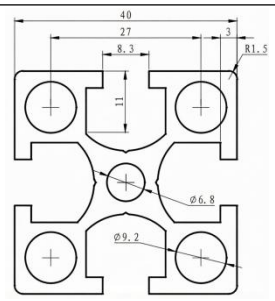	1.66
XAGB06-40 40YC	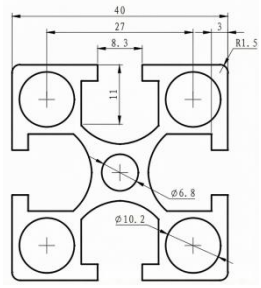	1.44	XAGB06-40 40	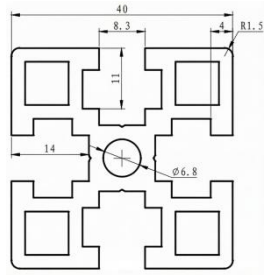	1.88
XAGB06-40 40A	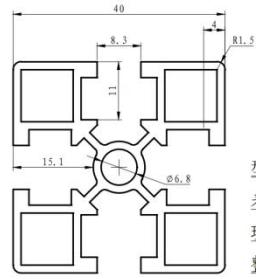	1.26	XAGB06-40 40YD	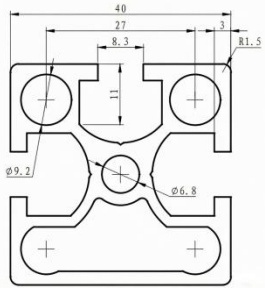	1.52
XAGB06-40 40YB	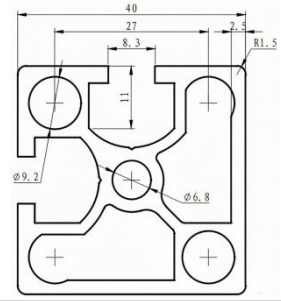	1.55	XAGB06-40 40R	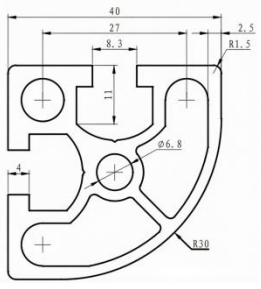	1.5
XAGB06-40 80Y	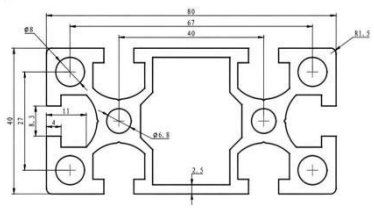	3.08	XAGB06-40 80YA	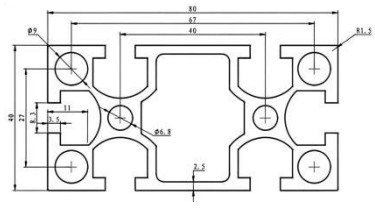	2.72

Note: Theoretical weights are for reference; images are illustrative. Actual measured dimensions and thickness govern. Customization, machining and cutting available.

GB 40 Series Profiles

Model	Cross-section	Weight Kg/m	Model	Cross-section	Weight kg/m
XAGB06-4080YC	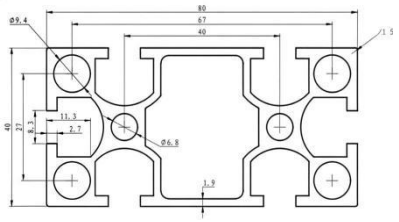	2.4	XAGB06-4080A	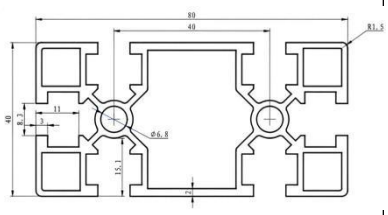	2.07
XAGB06-8840R	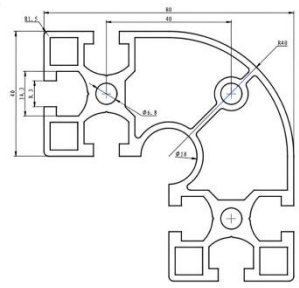	3.44	XAGB06-8080Y	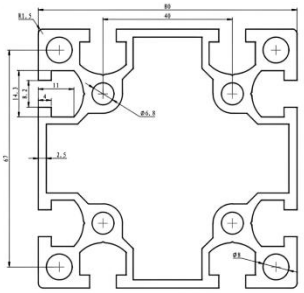	4.41
	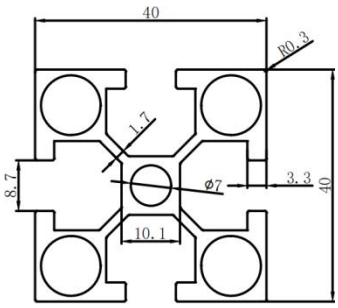	1.27		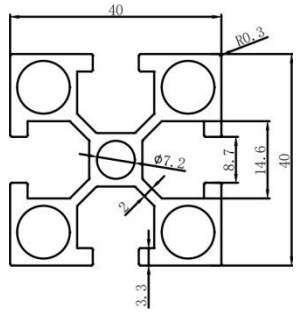	1.37
	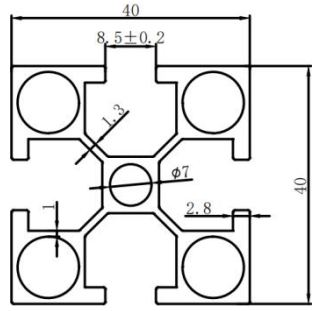	1.18		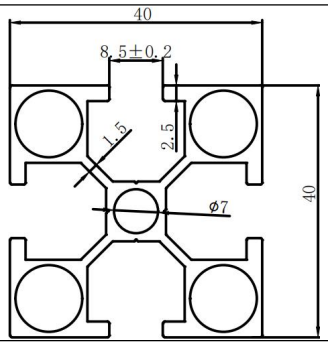	1.15
	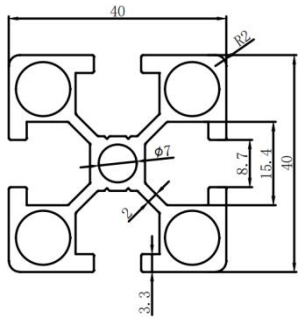	1.28		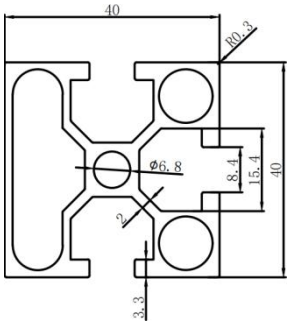	1.25

Note: Theoretical weights are for reference; images are illustrative. Actual measured dimensions and thickness govern. Customization, machining and cutting available.

sinsdar

GB 40 Series Profiles

Model	Cross-section	Weight Kg/m	Model	Cross-section	Weight kg/m
	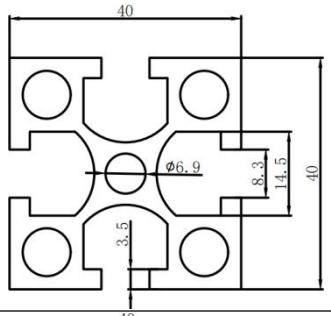	1.78		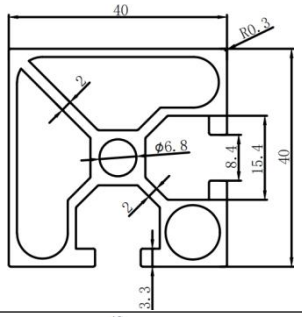	1.25
	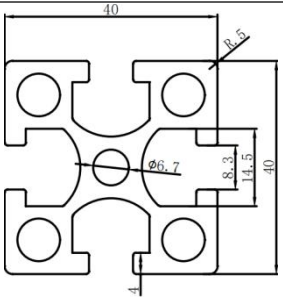	1.88		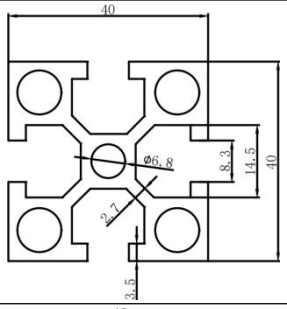	1.7
	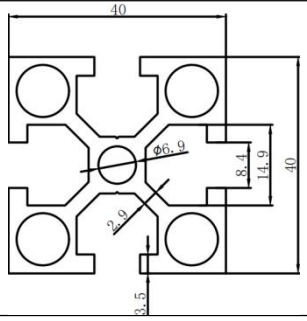	1.6		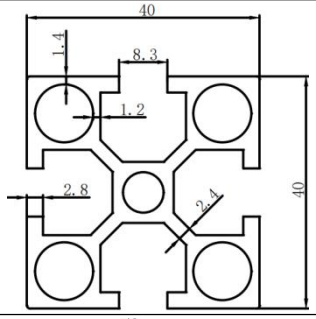	1.53
	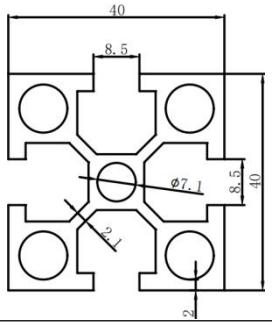	1.58		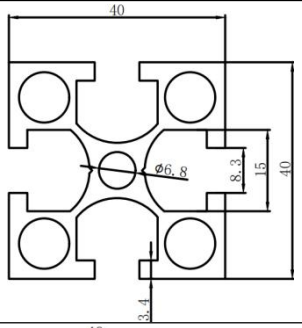	1.53
	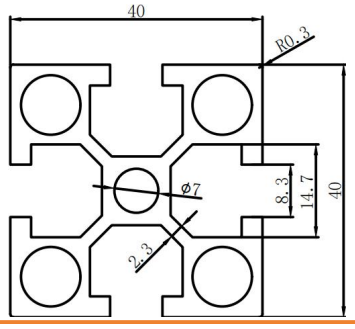	1.55		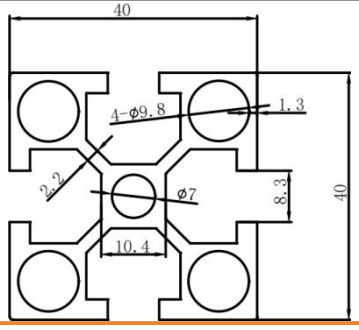	1.4

Note: Theoretical weights are for reference; images are illustrative. Actual measured dimensions and thickness govern. Customization, machining and cutting available.

sinsdar

GB 40 Series Profiles

Model	Cross-section	Weight Kg/m	Model	Cross-section	Weight kg/m
	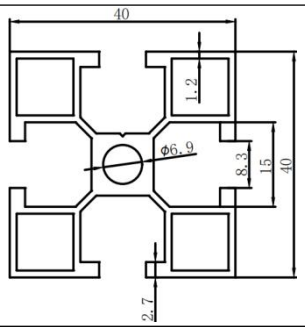	1.08		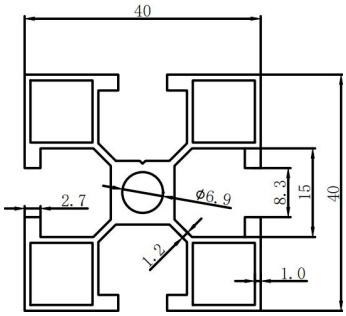	1.07
	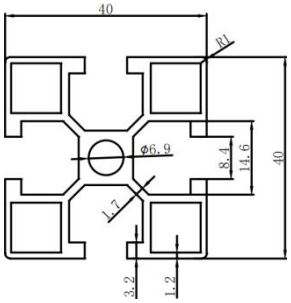	1.2		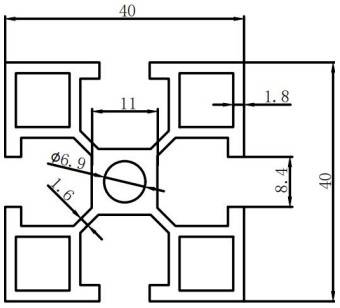	1.33
	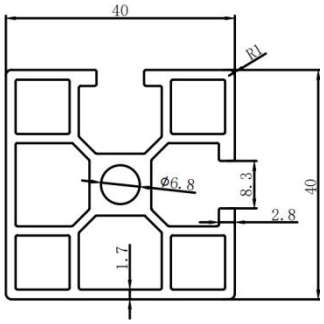	1.3		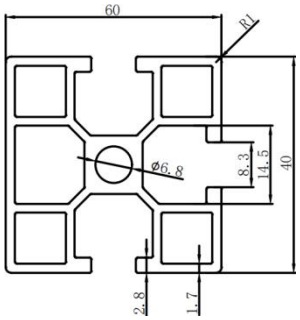	1.28
	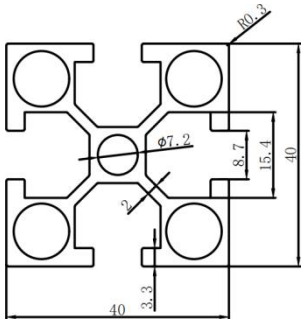	1.3		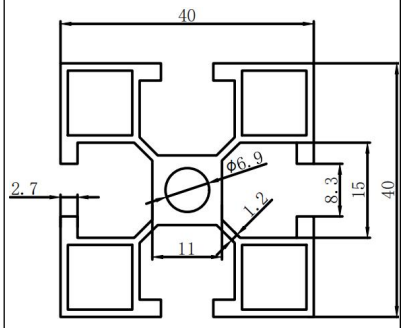	1.05
	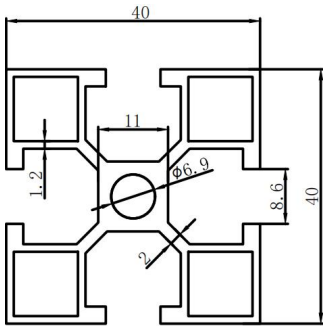	1.1		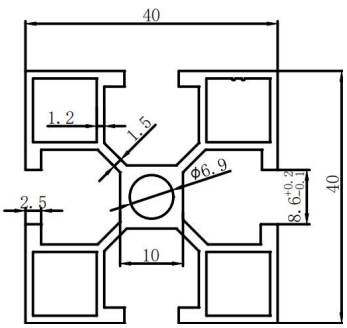	1.01

Note: Theoretical weights are for reference; images are illustrative. Actual measured dimensions and thickness govern. Customization, machining and cutting available.

sinsdar

GB 40 Series Profiles

Model	Cross-section	Weight Kg/m	Model	Cross-section	Weight kg/m
	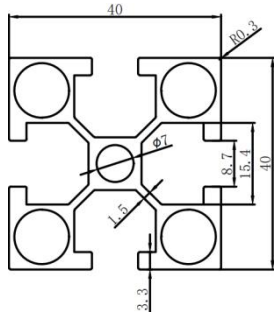	1.22		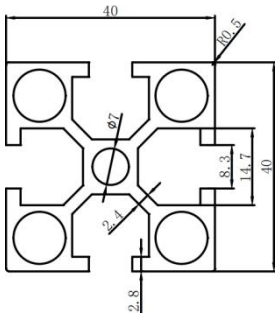	1.38
	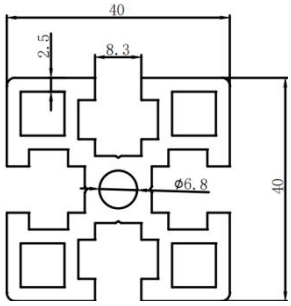	1.87		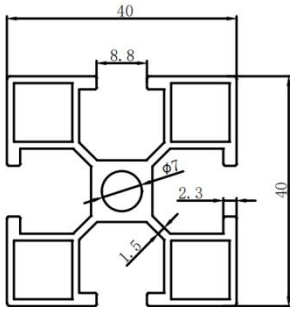	1.02
	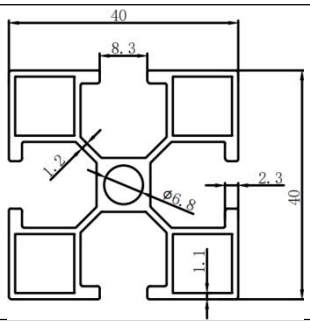	0.92		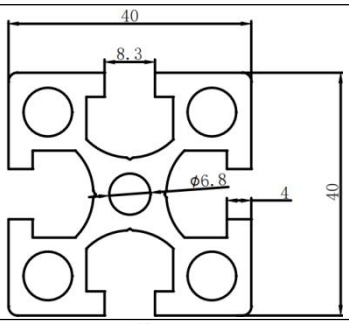	1.93
	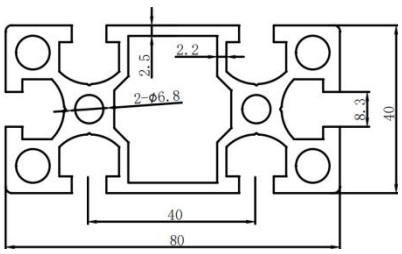	3.05		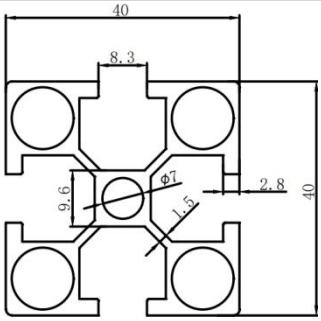	1.18
	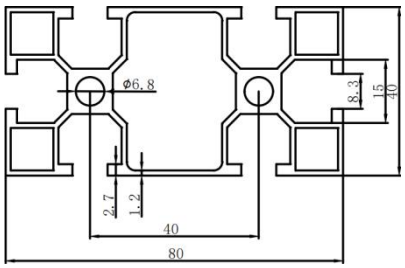	1.83		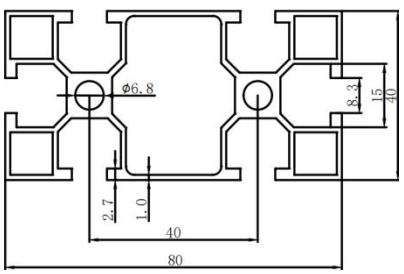	1.65

Note: Theoretical weights are for reference; images are illustrative. Actual measured dimensions and thickness govern. Customization, machining and cutting available.

sinsdar

GB 40 Series Profiles

Model	Cross-section	Weight Kg/m	Model	Cross-section	Weight kg/m
	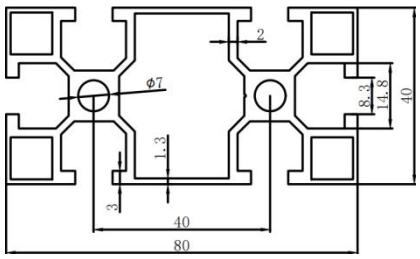	2. 1		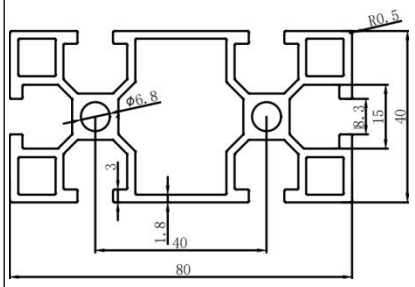	2. 25
	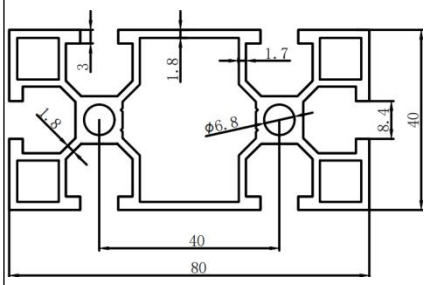	2. 12		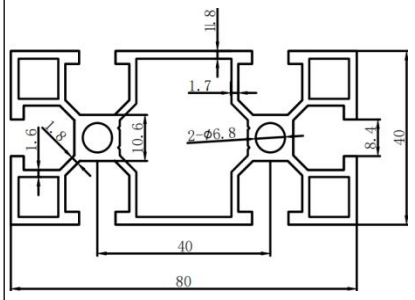	2. 12
	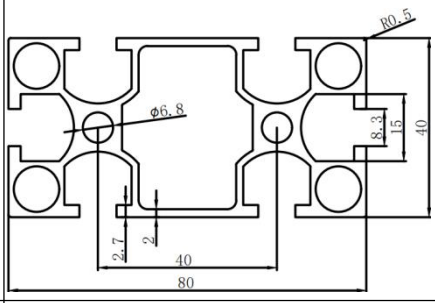	2. 27		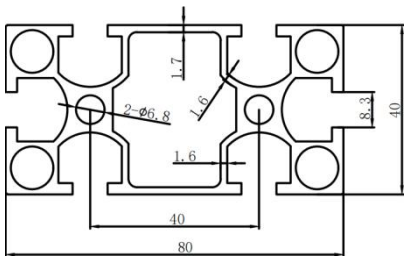	2. 2
	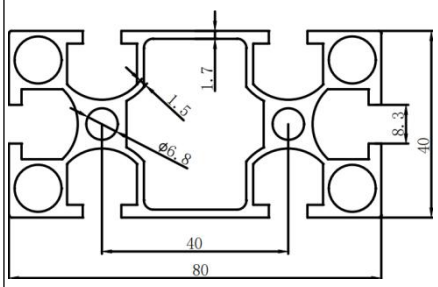	2. 2		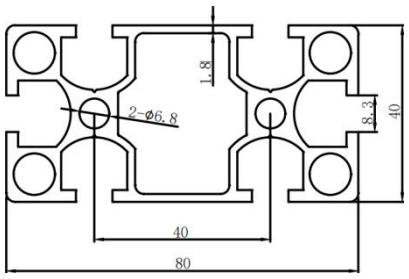	2. 33
	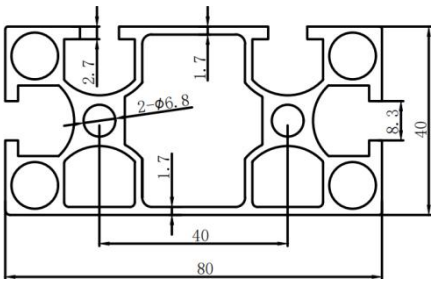	2. 27		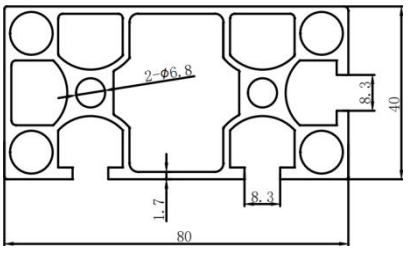	2. 3

Note: Theoretical weights are for reference; images are illustrative. Actual measured dimensions and thickness govern. Customization, machining and cutting available.

sinsdar

GB 40 Series Profiles

Model	Cross-section	Weight Kg/m	Model	Cross-section	Weight kg/m
	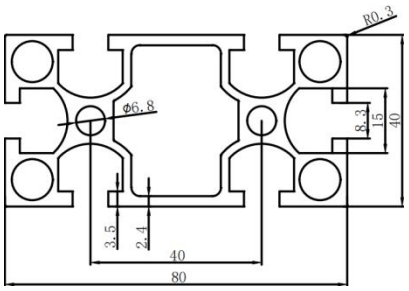	2. 52		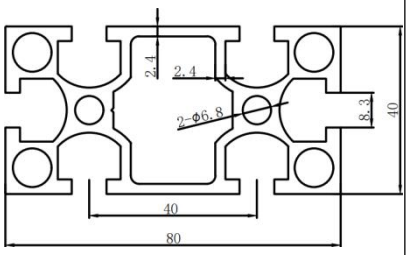	2. 65
	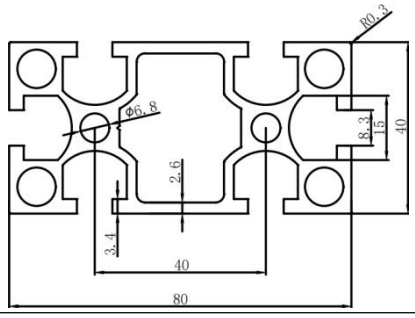	2. 88		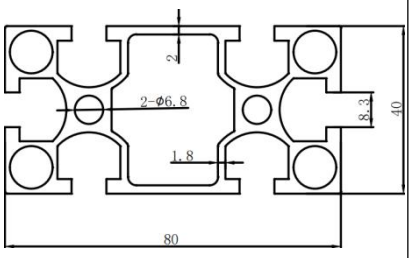	2. 35
	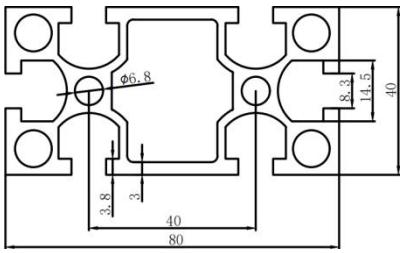	2. 78		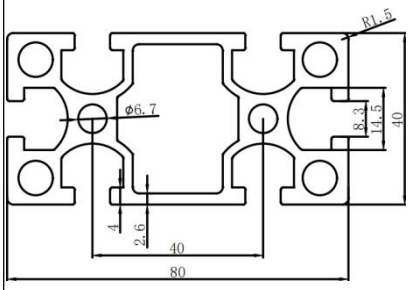	2. 9
	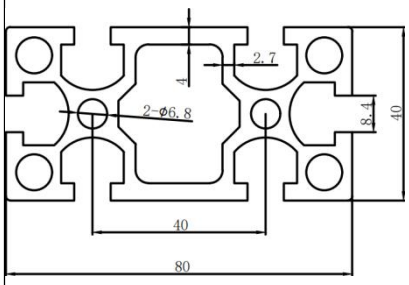	3. 2		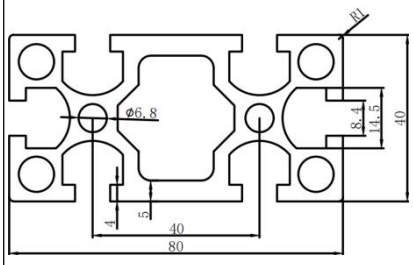	3. 37
	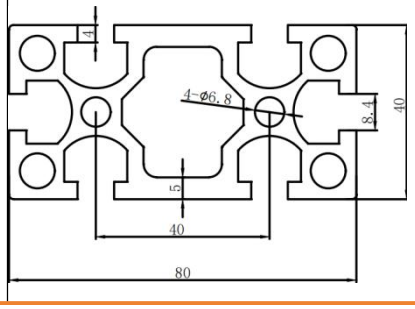	3. 43		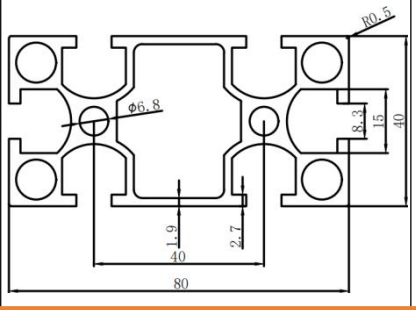	2. 38

Note: Theoretical weights are for reference; images are illustrative. Actual measured dimensions and thickness govern. Customization, machining and cutting available.

sinsdar

GB 40 Series Profiles

Model	Cross-section	Weight Kg/m	Model	Cross-section	Weight kg/m
	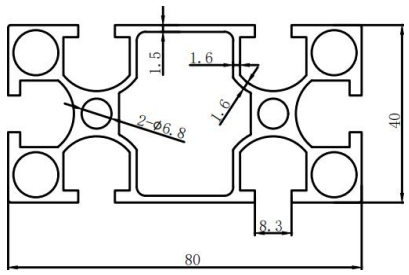	2. 08		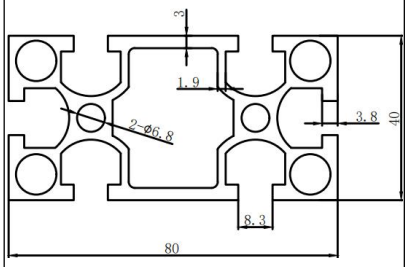	2. 62
	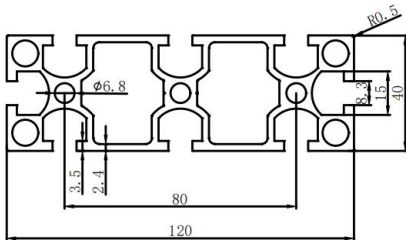	3. 8		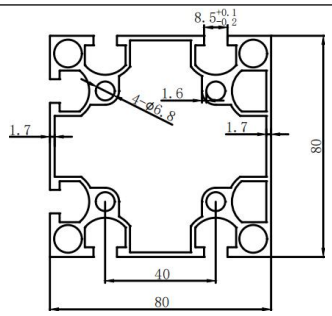	3. 37
	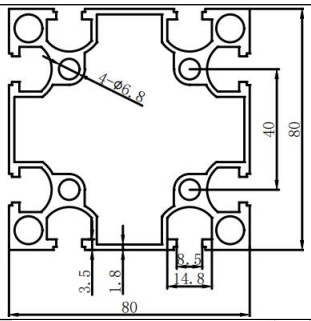	3. 5		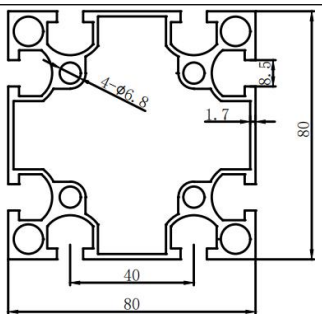	3. 38
	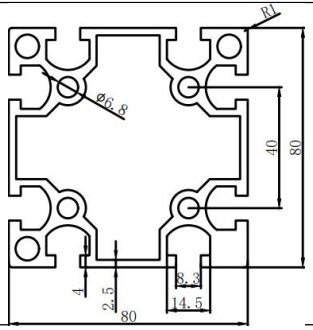	4. 43		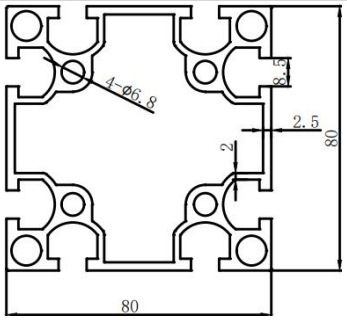	3. 85
	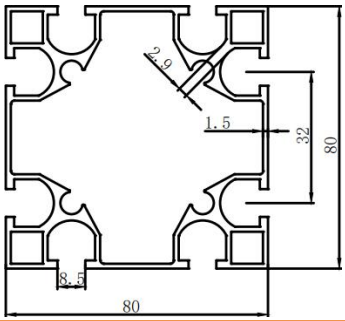	2. 78		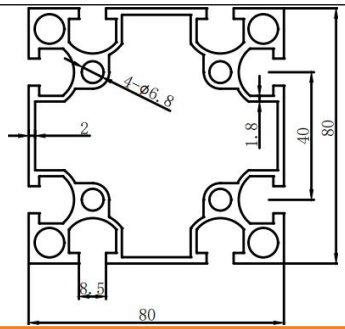	3. 58

Note: Theoretical weights are for reference; images are illustrative. Actual measured dimensions and thickness govern. Customization, machining and cutting available.

GB 40 Series Profiles

Model	Cross-section	Weight Kg/m	Model	Cross-section	Weight kg/m
	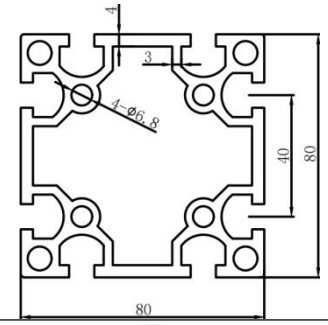	4. 97		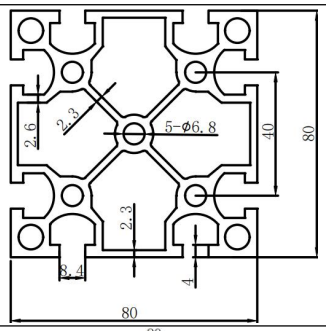	5. 28
	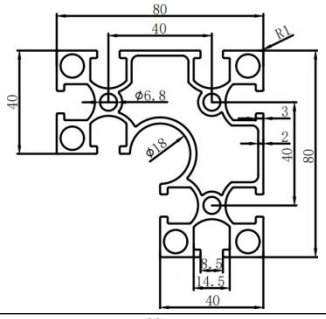	3. 73		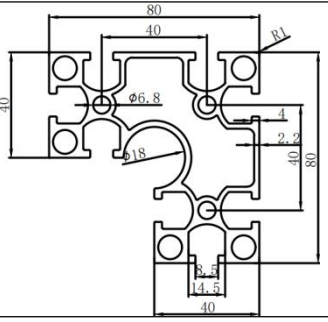	4. 37
	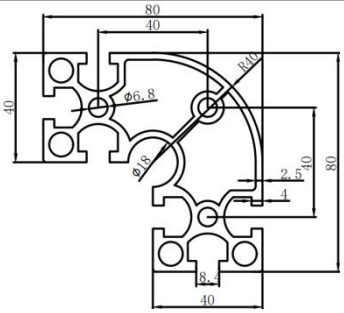	3. 83		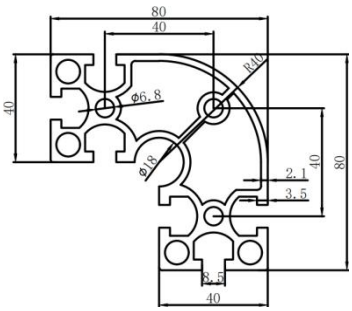	3. 37
	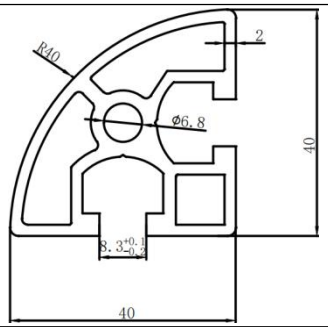	1. 35		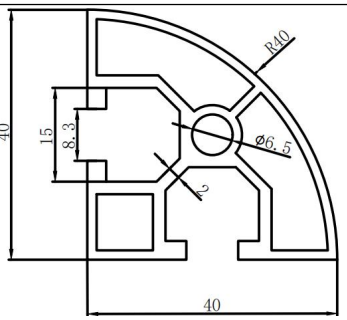	1
	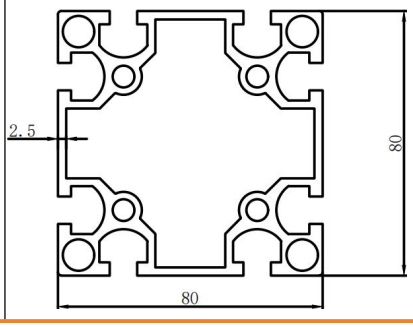	4. 11		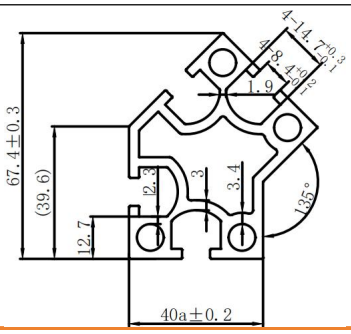	2. 45

Note: Theoretical weights are for reference; images are illustrative. Actual measured dimensions and thickness govern. Customization, machining and cutting available.

sinsdar

GB 40 Series Profiles

Model	Cross-section	Weight Kg/m	Model	Cross-section	Weight kg/m
	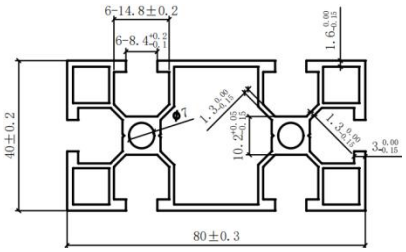	1. 86		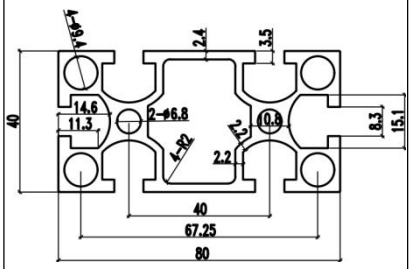	2. 56

Note: Theoretical weights are for reference; images are illustrative. Actual measured dimensions and thickness govern. Customization, machining and cutting available.

20. GB 45 Series Profiles

Model	Cross-section	Weight Kg/m		Model	Cross-section	Weight kg/m
	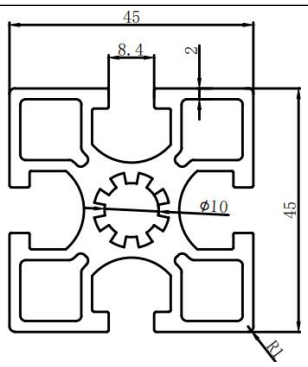	2.03			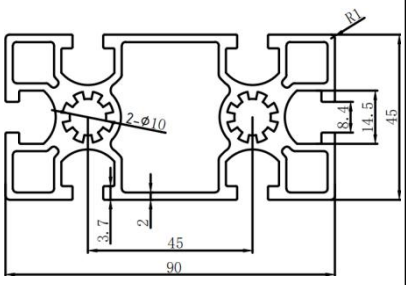	3.22
	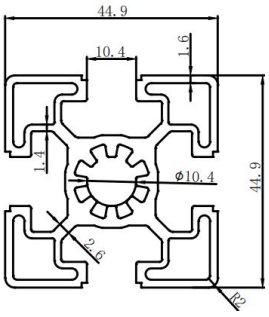	1.7				

Note: Theoretical weights are for reference; images are illustrative. Actual measured dimensions and thickness govern. Customization, machining and cutting available.

21. GB 50 Series Profiles

Model	Cross-section	Weight Kg/m	Model	Cross-section	Weight kg/m
	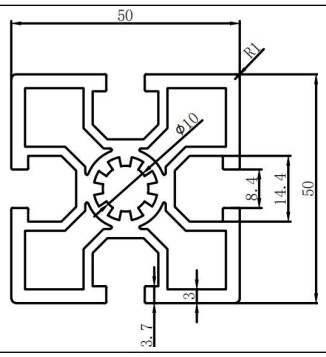	2.45		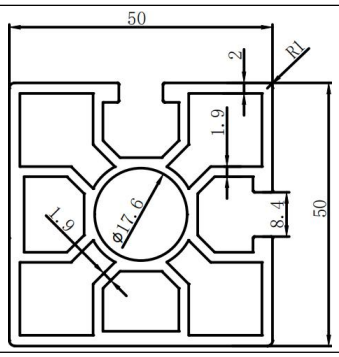	2
	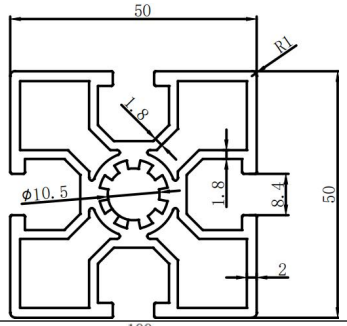	2.03		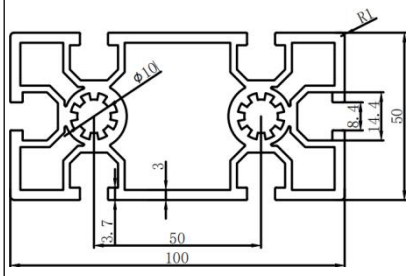	4
	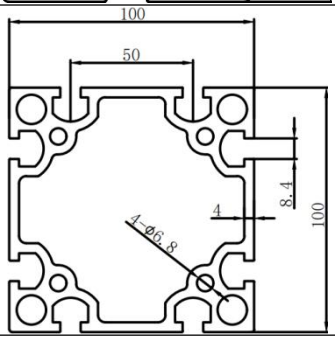	7.17			

Note: Theoretical weights are for reference; images are illustrative. Actual measured dimensions and thickness govern. Customization, machining and cutting available.

22. Die-cast Corner Brackets

Code	Type	Material	Finish
XABB11	Die-cast	ADC12	Sandblasted / Ground
XABB13			Black Coating

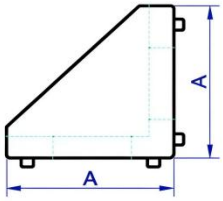

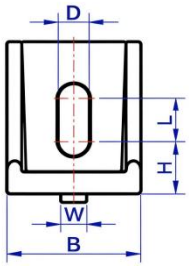



Model			A	B	W	D	L	H	Profile Series
Code	Series	Size							
XABB11 XABB13	206	2020	30	19	5.5	5.3	6	12	EU 20 / Slot 6
	308	3030	35	28	6	6.5	10	12	EU 30 / Slot 8
	408	4040	40	35	7.5	8.5	12	14	EU 40 / Slot 8
	4010				9.5		10	15	EU 40 / Slot 10
	4510	4545	45	45	9.5	8.5	10	20	EU 45 / Slot 10
	5010								EU 50 / Slot 10
	G306	3030	35	28	6	6.5	10	12	GB 30 / Slot 6
	G408	4040	39	33.5	7.5	9	12	14	GB 40 / Slot 8

Note: Theoretical weights are for reference; images are illustrative. Actual measured dimensions and thickness govern. Customization, machining and cutting available.

sinsdar

Accessories - Angle Brackets

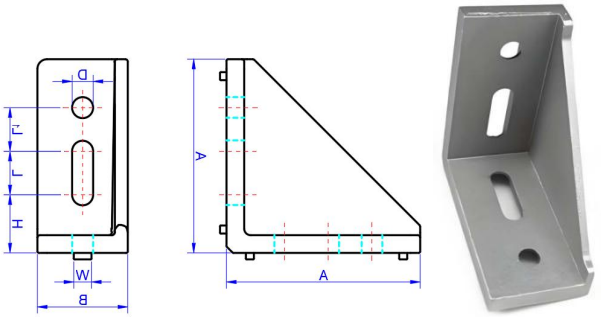

Model			A	B	W	D	L	L1	H	Profile Series
Code	Series	Size								
XABB11 XABB13	308	3060	60	28	5.5	6.5	13.5	13.5	18	EU 30 / Slot 8
	408	4080	78	36	8.5	8.5	15	25	20	EU 40 / Slot 8
	4010				9.5					EU 40 / Slot 10
	4510	4590	88	40	9.5				30	EU 45 / Slot 10 EU 50 / Slot 10
	5010									
	G306	3060	60	28	5.5	6.5	13.5	13.5	18	GB 30 / Slot 6
	G408	4080	78	36	7.5	8.5	15	25	20	GB 40 / Slot 8

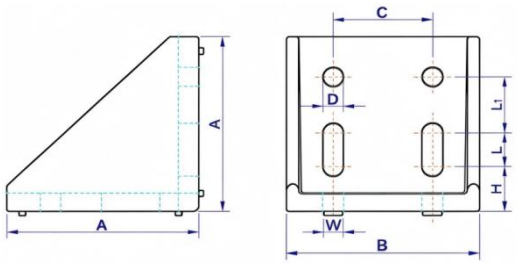



Model			A	B	C	W	D	L	L1	H	Profile Series
Code	Series	Size									
XABB11 XABB13	308	6060	60	58	30	5.5	6.5	14	13	18	EU 30 / Slot 8
	408	8080	78	78	40	7.5	8.5	15	25	20	EU 40 / Slot 8
	4010					9.5					EU 40 / Slot 10
	G306	6060	60	58	30	5.5	6.5	14	13	18	GB 30 / Slot 6
	G408	8080	78	78	40	7.5	8.5	15	25	20	GB 40 / Slot 8

	Model		
	Code	Series	Size
Ordering Code:	XABB11	408	4040
	XABB11-408-4040		

Note: Theoretical weights are for reference; images are illustrative. Actual measured dimensions and thickness govern. Customization, machining and cutting available.

23. Extruded Corner Brackets

Code	Type	Material	Finish
XABC02	Extruded	A6063	Silver Sandblasted Anodized
vXABC03			Black Sandblasted Anodized



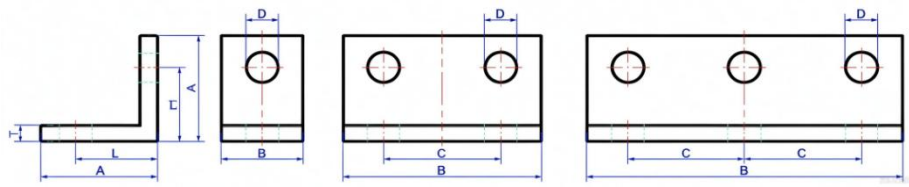

Model				C	D	L	L1	T	Mounting Holes	Profile Series
Code	Series	A	B							
XABC02 XABC03	206	20	14	–	5.5	14	14	3	2	EU 20 / Slot 6
			34	20					4	
			54						6	
			15	–		15	10		2	
			35	20					4	
			55						6	
	G306 308	30	20	–	6.5	20	20	5	2	GB 30 / Slot 6 EU 30 / Slot 8
			50	30					4	
			80						6	
		30	25	–			15		2	
			55	30					4	
			85						6	
		45	20	–		27	27	5.7	2	
			50	30					4	
			80						6	
	G408 408	40	35	–	6.5	30	20	6	2	GB 40 / Slot 8 EU 40 / Slot 8
			75	40					4	
			115						6	
		45	30	–		27	27	5.7	2	
			70	40					4	
			110						6	
	4010	40	35	–	8.5	30	20	6	2	EU 40 / Slot 10
			75	40					4	
			115						6	
		45	30	–		27	27	5.7	2	
			70	40					4	
			110						6	

Note: Theoretical weights are for reference; images are illustrative. Actual measured dimensions and thickness govern. Customization, machining and cutting available.

sinsdar

Accessories - Angle Brackets

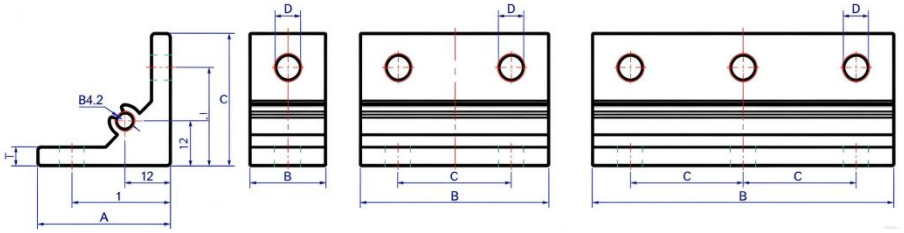



Model				C	D	L	T	Mounting Holes	Profile Series
Code	Series	A	B						
XABC02 XABC03	206	35	14	–	5.5	26	5	2	EU 20 / Slot 6
			34	20				4	
			54					6	
	G306 308		20	–	6.5			2	GB 30 / Slot 6 EU 40 / Slot 8
			50	30				4	
			80					6	
	G408 408		30	–	6.5			2	GB 40 / Slot 8 EU 40 / Slot 8
			70	40				4	
			110					6	
	4010		30	–	8.5			2	EU 40 / Slot 10
			70	40				4	
			110					6	
	4510		35	–				2	EU 45 / Slot 10
			80	45				4	
	5010		40	–				2	EU 50 / Slot 10
			90	50				4	

Note: Theoretical weights are for reference; images are illustrative. Actual measured dimensions and thickness govern. Customization, machining and cutting available.

Accessories - Angle Brackets

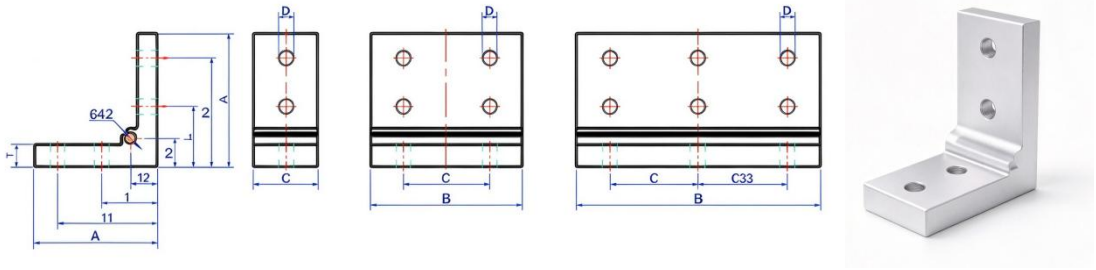

Model				C	D	L	L1	T	Mounting Holes	Profile Series
Code	Series	A	B							
XABC02 XABC03	206	55	14	-	5.5	25	45	9	2	EU 20 / Slot 6
			34	20					4	
			54						6	
	G306 308		20	-	6.5				2	GB 30 / Slot 6 EU 40 / Slot 8
			50	30					4	
			80						6	
	G408 408		30	-	6.5				2	GB 40 / Slot 8 EU 40 / Slot 8
			70	40					4	
			110						6	
	4010		30	-	8.5				2	EU 40 / Slot 10
			70	40					4	
			110						6	
	4510		35	-					2	EU 45 / Slot 10
			80	45					4	
	5010		40	-					2	EU 50 / Slot 10
			90	50					4	

Note: Theoretical weights are for reference; images are illustrative. Actual measured dimensions and thickness govern. Customization, machining and cutting available.

sinsdar

Accessories - Angle Brackets

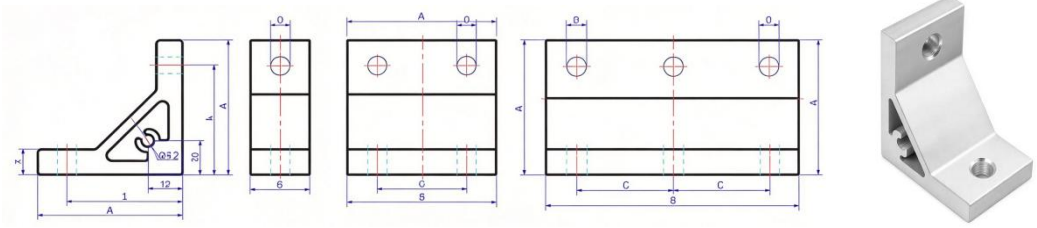

Model				C	D	L	T	Mounting Holes	Profile Series
Code	Series	A	B						
XABC02 XABC03	206	50	14	–	5.5	40	9	2	EU 20 / Slot 6
			34	20				4	
			54					6	
	G306 308		20	–	6.5			2	GB 30 / Slot 6 EU 40 / Slot 8
			50	30				4	
			80					6	
	G408 408		30	–	6.5			2	GB 40 / Slot 8 EU 40 / Slot 8
			70	40				4	
			110					6	
	4010		30	–	8.5			2	EU 40 / Slot 10
			70	40				4	
			110					6	
	4510		35	–				2	EU 45 / Slot 10
			80	45				4	
	5010		40	–				2	EU 50 / Slot 10
			90	50				4	
	206	60	14	–	5.5	50	9	2	EU 20 / Slot 6
			34	20				4	
			54					6	
	G306 308		20	–	6.5			2	GB 30 / Slot 6 EU 40 / Slot 8
			50	30				4	
			80					6	
	G408 408		30	–	6.5			2	EU 40 / Slot 8
			70	40				4	
			110					6	
	4010		30	–	8.5			2	EU 40 / Slot 10
			70	40				4	
			110					6	

Note: Theoretical weights are for reference; images are illustrative. Actual measured dimensions and thickness govern. Customization, machining and cutting available.

	4510	80	35	–	6.5	70	12	2	EU 45 / Slot 10
			80	45				4	
	5010		40	–				2	EU 50 / Slot 10
			90	50				4	
	G306 308		20	–				2	GB 30 / Slot 6 EU 40 / Slot 8
			50	30				4	
			80					6	
	G408 408		30	–				2	GB 40 / Slot 8 EU 40 / Slot 8
			70	40				4	
			110					6	
	4010		30	–	8.5			2	EU 40 / Slot 10
			70	40				4	
			110					6	
	4510		35	–				2	EU 45 / Slot 10
			80	45				4	
	5010		40	–				2	EU 50 / Slot 10
			90	50				4	

Note: Theoretical weights are for reference; images are illustrative. Actual measured dimensions and thickness govern. Customization, machining and cutting available.

Accessories - Angle Brackets

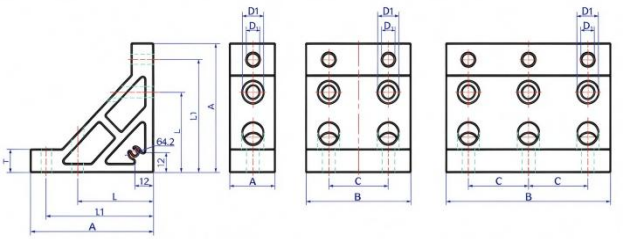



Model				C	D	D1	L	L1	T	Mounting Holes	Profile Series
Code	Series	A	B								
XABC02 XABC03	G306 308	80B	20	-	6.5	11	50	70	14	2	GB 30 / Slot 6 EU 40 / Slot 8
			50	30						4	
			80							6	
	G408 408		30	-						2	GB 40 / Slot 8 EU 40 / Slot 8
			70	40						4	
			110							6	
	4010		30	-	8.5	14				2	EU 40 / Slot 10
			70	40						4	
			110							6	
	4510		35	-						2	EU 45 / Slot 10
			80	45						4	
	5010		40	-						2	EU 50 / Slot 10
			90	50						4	

Note: Theoretical weights are for reference; images are illustrative. Actual measured dimensions and thickness govern. Customization, machining and cutting available.

sinsdar

Accessories - Angle Brackets

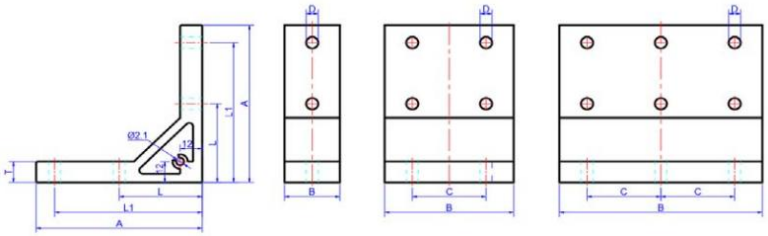



Model				C	D	L	L1	T	Mounting Holes	Profile Series
Code	Series	A	B							
XABC02 XABC03	G306 308	90	20	–	6.5	45	80	12	2	GB 30 / Slot 6 EU 40 / Slot 8
			50	30					4	
			80						6	
	G408 408		30	–					2	GB 40 / Slot 8 EU 40 / Slot 8
			70	40					4	
			110						6	
	4010		30	–	8.5				2	EU 40 / Slot 10
			70	40					4	
			110						6	
	4510		35	–					2	EU 45 / Slot 10
			80	45					4	
	5010		40	–					2	EU 50 / Slot 10
			90	50					4	

Note: Theoretical weights are for reference; images are illustrative. Actual measured dimensions and thickness govern. Customization, machining and cutting available.

sinsdar

Accessories - Angle Brackets

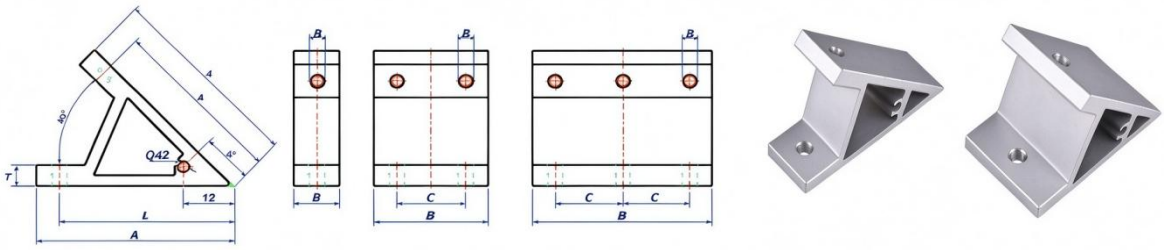

Model				C	D	L	T	Mounting Holes	Profile Series
Code	Series	A	B						
XABC02 XABC03	206	80A	14	–	5.5	70	9	2	EU 20 / Slot 6
			34	20				4	
			54					6	
	G306 308		20	–	6.5			2	GB 30 / Slot 6 EU 40 / Slot 8
			50	30				4	
			80					6	
	G408 408		30	–				2	GB 40 / Slot 8 EU 40 / Slot 8
			70	40				4	
			110					6	
	4010		30	–	8.5			2	EU 40 / Slot 10
			70	40				4	
			110					6	
	4510		35	–				2	EU 45 / Slot 10
			80	45				4	
	5010		40	–				2	EU 50 / Slot 10
			90	50				4	

Note: Theoretical weights are for reference; images are illustrative. Actual measured dimensions and thickness govern. Customization, machining and cutting available.

sinsdar

Accessories - Angle Brackets

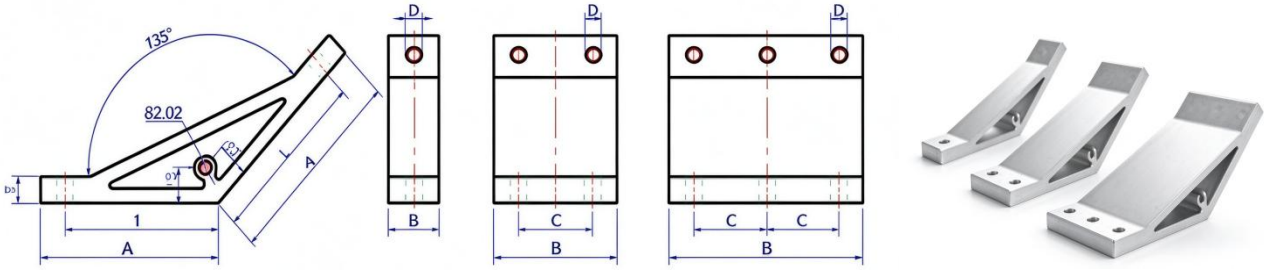

Model				C	D	L	T	Mounting Holes	Profile Series
Code	Series	A	B						
XABC02 XABC03	206	70	14	–	5.5	60	9	2	EU 20 / Slot 6
			34	20				4	
			54					6	
	G306 308		20	–	6.5			2	GB 30 / Slot 6 EU 40 / Slot 8
			50	30				4	
			80					6	
	G408 408		30	–				2	GB 40 / Slot 8 EU 40 / Slot 8
			70	40				4	
			110					6	
	4010		30	–	8.5			2	EU 40 / Slot 10
			70	40				4	
			110					6	
	4510		35	–				2	EU 45 / Slot 10
			80	45				4	
	5010		40	–				2	EU 50 / Slot 10
			90	50				4	

Ordering Code:	Model			
	Code	Series	A	B
	XABC02 XABC03	206	35	14
		308		20
	XABC02-308-35-20			

Note: Theoretical weights are for reference; images are illustrative. Actual measured dimensions and thickness govern. Customization, machining and cutting available.

24. Joining Plates

Code	Type	Material	Finish
XACC31	Joining Plate	SUS304	Brushed on One Side
XACC21		SPCC	Zinc plated





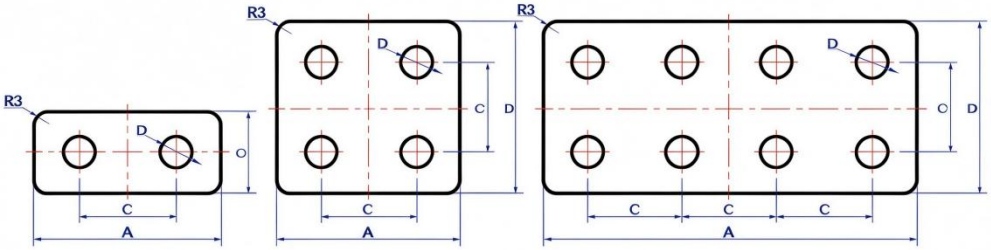

Model				A	B	C	D	T (Thickness)	Mounting Holes	Profile Series
Code	Series	Shape	Size							
XACC31 XACC21	206	Y	2020	38	18	20	5.5	3	2	EU 20 / Slot 6
			2040C	38	38				4	
			2040	80	38				8	
	G306 308		3030	56	26	30	6.5		2	GB 30 / Slot 6 EU 30 / Slot 8
			3030C	56	56				4	
			3060	110	56				8	
	G408 408		4040	76	36	40			2	GB 40 / Slot 8 EU 40 / Slot 8
			4080C	76	76				4	
			4080	150	76				8	
	4010		4040	74	36		8.5		2	EU 40 / Slot 10
			4080C	74	76				4	
			4080	150	76				8	
	4510		4545	86	43	45			2	EU 40 / Slot 10
			4590C	86	86				4	
			4590	165	86				8	
	5010		5050	94	44	50			2	EU 50 / Slot 10
			50100C	94	94				4	
			50100	180	94				8	

Note: Theoretical weights are for reference; images are illustrative. Actual measured dimensions and thickness govern. Customization, machining and cutting available.

sinsdar

Accessories - Joining Plates

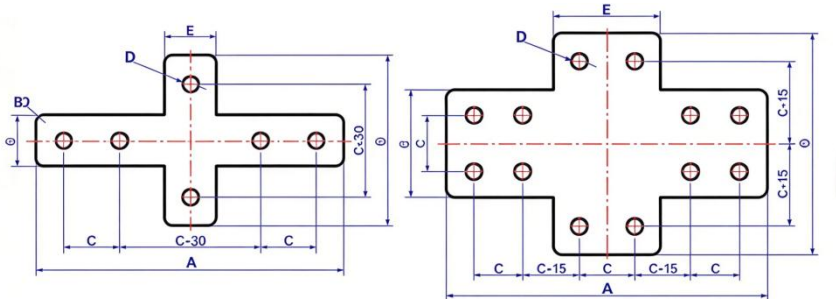



Model				A	B	E	C	D	T (Thickness)	Mounting Holes	Profile Series
Code	Series	Shape	Size								
XACC31 XACC21	206	X	2020	110	70	18	20	5. 5	3	6	EU 20 / Slot 6
			2040	150	90	38				12	
	G306 308		3030	140	80	26	30	6. 5		6	GB 30 / Slot 6 EU 30 / Slot 8
			3060	200	110	56				12	
	G408 408		4040	170	90	36	40			6	GB 40 / Slot 8 EU 40 / Slot 8
			4080	250	130	76				12	
	4010		4040	170	90	36		8. 5		6	EU 40 / Slot 10
			4080	250	130	76				12	
	4510		4545	185	95	41	45			6	EU 40 / Slot 10
			4590	275	140	86				12	
	5010		5050	200	100	44	50			6	EU 50 / Slot 10
			50100	300	150	94				12	

Note: Theoretical weights are for reference; images are illustrative. Actual measured dimensions and thickness govern. Customization, machining and cutting available.

sinsdar

Accessories - Joining Plates

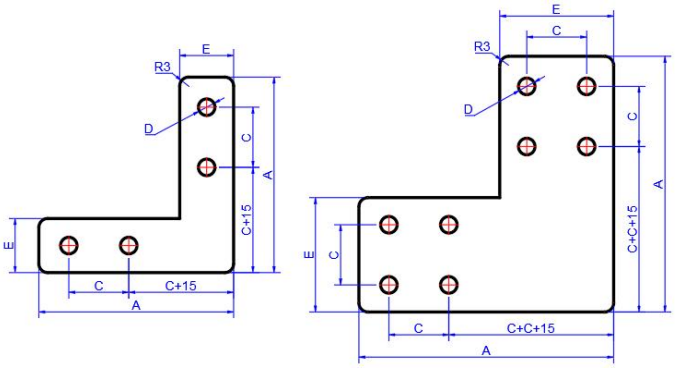



Model				A	E	C	D	T (Thickness)	Mounting Holes	Profile Series
Code	Series	Shape	Size							
XACC31 XACC21	206	L	2020	65	18	20	5.5	3	4	EU 20 / Slot 6
			2040	85	38				8	
	G306 308		3030	85	26	30	6.5		4	GB 30 / Slot 6 EU 30 / Slot 8
			3060	115	56				8	
	G408 408		4040	105	36	40			4	GB 40 / Slot 8 EU 40 / Slot 8
			4080	145	76				8	
	4010		4040	105	36		8.5		4	EU 40 / Slot 10
			4080	145	76				8	
	4510		4545	115	41	45			4	EU 40 / Slot 10
			4590	160	86				8	
	5010		5050	125	44	50			4	EU 50 / Slot 10
			50100	175	94				8	

Note: Theoretical weights are for reference; images are illustrative. Actual measured dimensions and thickness govern. Customization, machining and cutting available.

sinsdar

Accessories - Joining Plates

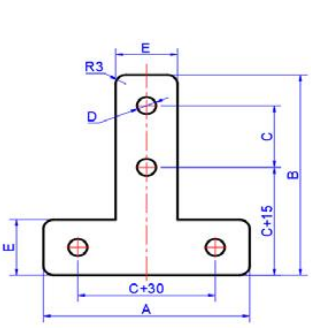

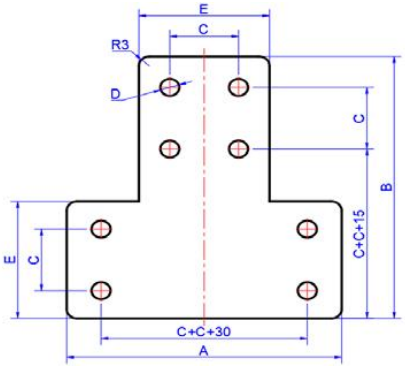



Model				A	B	E	C	D	T (Thickness)	Mounting Holes	Profile Series
Code	Series	Shape	Size								
XACC31 XACC21	206	T	2020	70	65	18	20	5.5	3	4	EU 20 / Slot 6
			2040	90	85	38				8	
	G306 308		3030	80	85	26	30	6.5		4	GB 30 / Slot 6 EU 30 / Slot 8
			3060	110	115	56				8	
	G408 408		4040	90	105	36	40			4	GB 40 / Slot 8 EU 40 / Slot 8
			4080	130	145	76				8	
	4010		4040	90	105	36		8.5		4	EU 40 / Slot 10
			4080	130	145	76				8	
	4510		4545	95	115	41	45			4	EU 40 / Slot 10
			4590	140	160	86				8	
	5010		5050	100	125	44	50			4	EU 50 / Slot 10
			50100	150	175	94				8	

Note: Theoretical weights are for reference; images are illustrative. Actual measured dimensions and thickness govern. Customization, machining and cutting available.

Accessories - Joining Plates

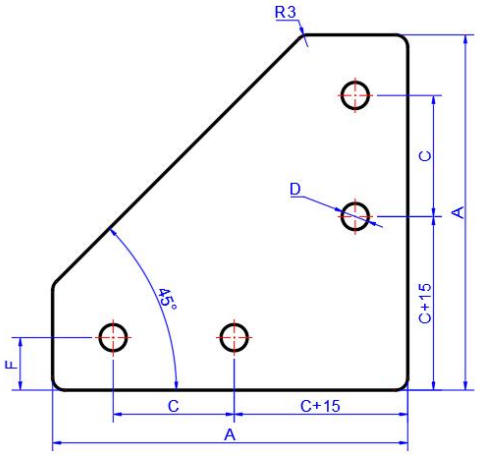

Model				A	F	C	D	T (Thickness)	Mounting Holes	Profile Series
Code	Series	Shape	Size							
XACC31 XACC21	206	A	2020	70	9	20	5.5	3	4	EU 20 / Slot 6
	G306 308		3030	90	13	30	6.5			GB 30 / Slot 6 EU 30 / Slot 8
	G408 408		4040	110	18	40				GB 40 / Slot 8 EU 40 / Slot 8
	4010		4040	110	18		8.5			EU 40 / Slot 10
	4510		4545	120	20.5	45				EU 40 / Slot 10
	5010		5050	130	22	50				EU 50 / Slot 10

Note: Theoretical weights are for reference; images are illustrative. Actual measured dimensions and thickness govern. Customization, machining and cutting available.

sinsdar

25. Plates for Leveling Feet & Eye Bolts

Code	Type	Material	Finish
XACF01	Joining Plate	A6063	Silver Sandblasted Anodized
XACF23		S45C	Chrome plated

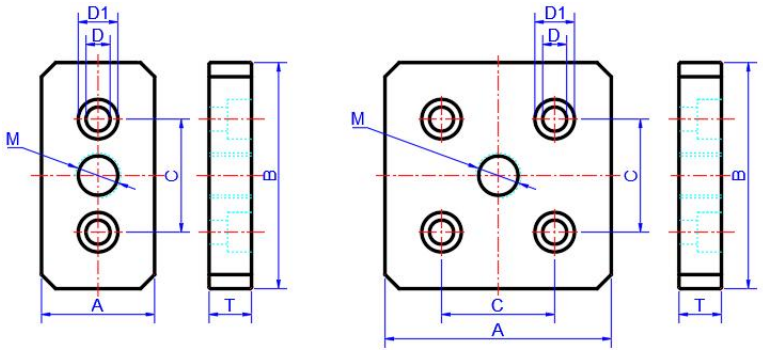



Model				A	B	C	D	D1	T	Mounting Holes	Profile Series
Code	Series	Size	M								
XACF01 XACF23	206	4420	12	40	40	20	6.5	11	12	4	EU 20 / Slot 6
	G306	3060	12	30	60	30	6.5	11	12	2	GB 30 / Slot 6
		6060	16	60	60					4	
	308	3060	12	30	60		8.5	14		2	EU 30 / Slot 8
		6060	16	60	60					4	
	G408 408	4080	12 16	40	80	40	8.5	14	15	2	GB 40 / Slot 8 EU 40 / Slot 8
		8080		80	80					4	
	4010	4080		40	80		12	18	20	2	EU 40 / Slot 10
		8080		80	80					4	
	4510	4590	16 20	45	90	45	13	20		2	EU 40 / Slot 10
		9090		90	90					4	
	5010	50100		50	100	50	8.5	14		2	EU 50 / Slot 10
		100100		100	100					4	

Note: Theoretical weights are for reference; images are illustrative. Actual measured dimensions and thickness govern. Customization, machining and cutting available.

Accessories - Joining Plates

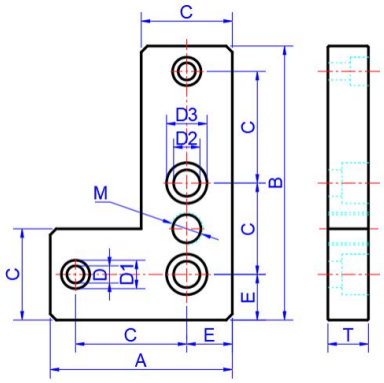

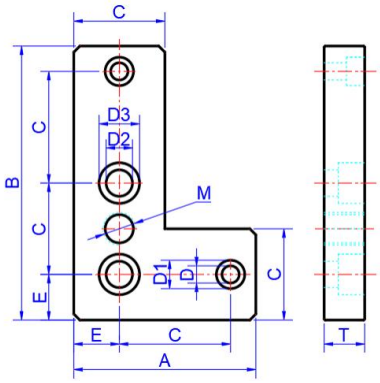



Model					A	B	C	E	D	D1	D2	D3	T	Profile Series
Code	Series	Size	Direction	M										
XACF01 XACF23	G306	3060	L R	12	60	90	30	15	6.5	11	6.5	11	12	GB 30 / Slot 6
	308								8.5	14	8.5	14		EU 30 / Slot 8
	G408 408	4080		16	80	20	40	20					15	GB 40 / Slot 8 EU 40 / Slot 8
	4010			12							13	20	20	EU 40 / Slot 10
				16										
	4510	4590		16	90	135	45							EU 45 / Slot 10

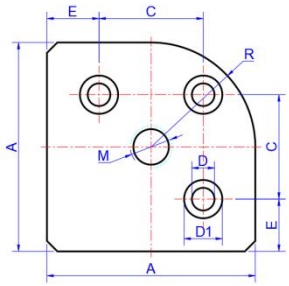



Model				A	C	E	D	D1	R	T	Profile Series
Code	Series	Size	M								
XACF01 XACF23	G308	6630R	12 16	60	30	15	6.5	11	30	12	EU 30 / Slot 8
	308						8.5	14			EU 30 / Slot 8
	G408 408	8840RA	12 16	80	40	20			40	15	EU 40 / Slot 8

Note: Theoretical weights are for reference; images are illustrative. Actual measured dimensions and thickness govern. Customization, machining and cutting available.

26. Elastic End Connectors

Code	Type	Material	Finish
XADB22	Connector	S45C	Nickel plated

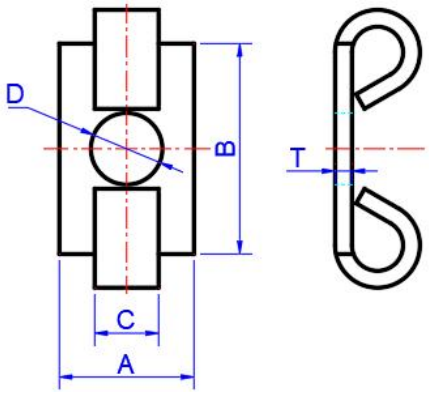



Model		A	B	C	D	T	Profile Series
Code	Series						
XADB22	308	15	23	8	8.5	1.5	EU 30 / Slot 8
	408	16	25			2	EU 40 / Slot 8

Note: Theoretical weights are for reference; images are illustrative. Actual measured dimensions and thickness govern. Customization, machining and cutting available.

27. Anchor Fastener Cams

Code	Type	Material	Finish
XADF21	Connector	S45C	Zinc plated

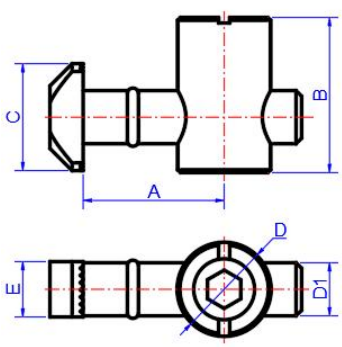

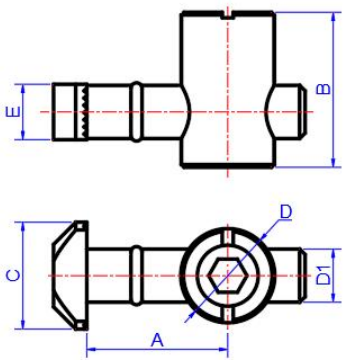





Model			A	B	C	D	D1	E	Profile Series
Code	Series	Angle							
XADF21	308	0 90	18	20	15	11	6.5	8	EU 30 / Slot 8 EU 40 / Slot 8
	4010		25.5	28	19	17	9.6	10	EU 40 / Slot 10

Note: Theoretical weights are for reference; images are illustrative. Actual measured dimensions and thickness govern. Customization, machining and cutting available.

28. Internal Connectors

Code	Type	Material	Finish
XADJ42	Connector	Zinc alloy	Nickel plated
XADJ31		SUS304	Ground

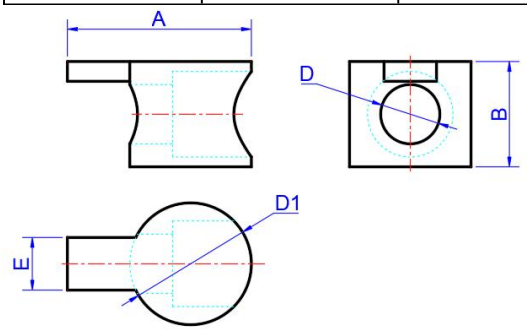



Model			A	B	D1	E	Profile Series
Code	Series	D					
XADJ31 XADJ42	206	4.5	19	8.5	12	6	EU 20 / Slot 6
	G306	6.5	23	12	14.5	6	GB 30 / Slot 6
	308	5.5				8	EU 30 / Slot 8
		6.5					
	G408 408	6.5 9	28	16	18.5		GB 40 / Slot 8 EU 40 / Slot 8
	4010	9				10	EU 40 / Slot 10 EU 45 / Slot 10 EU 50/60

Note: Theoretical weights are for reference; images are illustrative. Actual measured dimensions and thickness govern. Customization, machining and cutting available.

29. Linear Extension Connectors

Code	Type	Material	Finish
XADL21	Connector	S45C	Zinc plated

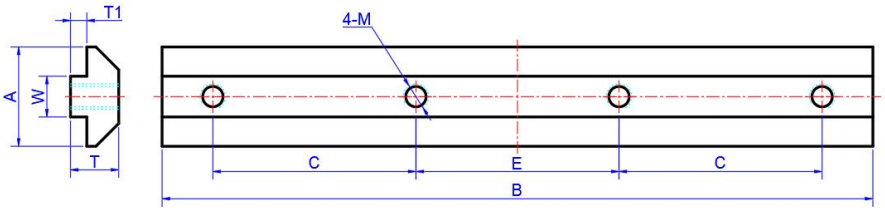



Model		A	B	C	E	T	T1	M	W	Profile Series
Code	Series									
XADL21	206	9.2	100	30	30	4.6	1.5	5	6	EU 20 / Slot 6
	G306	10	110	35	20	7	2			GB 30 / Slot 6
	308	16	180	50	40	6	1.5	6	8	EU 30 / Slot 8
	G408	13.5	140	45	20	9.5	3			EU 40 / Slot 8
	408	19.5	180	50	40	9.5	3.2			GB 40 / Slot 8
	4510	18	140	40	40	9	2.8	8	10	EU 45 / Slot 10 EU 50 / Slot 10

Note: Theoretical weights are for reference; images are illustrative. Actual measured dimensions and thickness govern. Customization, machining and cutting available.

30. Interior Corner Brackets

Code	Type	Material	Finish
XADM01	Extruded	A6063	Silver Sandblasted Anodized

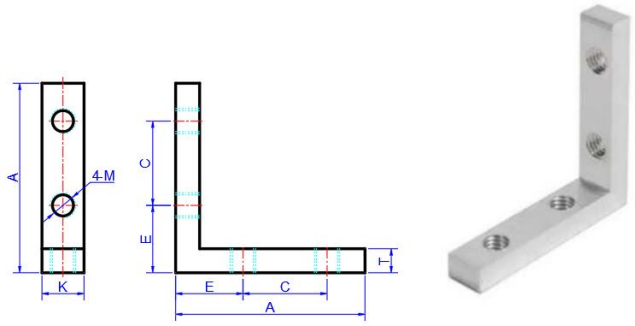

Model			A	C	E	M	T	Profile Series
Code	Series	K						
XADM01	G306	10	45	20	16	6	5.7	GB 30 / Slot 6
	308	11.5						EU 30 / Slot 8
	G408 408	14						GB 40 / Slot 8 EU 40 / Slot 8
	4010	15						EU 40 / Slot 10
	4510	20				8		EU 45 / Slot 10
	5010	18						EU 50 / Slot 10

Note: Theoretical weights are for reference; images are illustrative. Actual measured dimensions and thickness govern. Customization, machining and cutting available.

sinsdar

Accessories - Connectors

Code	Type	Material	Finish
XADQ21	Investment Cast	S45C	Zinc plated
XADQ31		SUS304	Ground

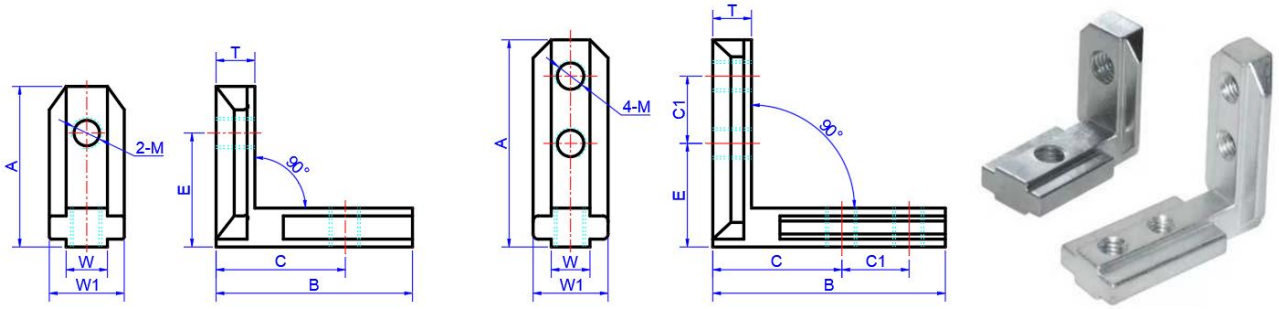

Model				A	B	C	C1	E	T	W	W1	Mounting Holes	Profile Series
Code	Series	M	Reinforced										
XADQ21 XADQ31	206	5	–	30	30	20	–	20	5	6	10	2	EU 20 / Slot 6
			S			15	10	15				4	
	G306								9				GB 30 / Slot 6
	308	6	–	31	38	25	–	22	7.5	8	14.5	2	EU 30 / Slot 8
			S	40	45		13	20				4	
	G408		–		44	27	10	23	10		12.5		GB 40 / Slot 8
	408		–	31	38	25	–	22	8		18	2	EU 40 / Slot 8
			S	40	45		13	20				4	
	4010	8	–	31	38		–	22		10	18.5	2	EU 40 / Slot 10
			S	40	45		13	20				4	

Note: Theoretical weights are for reference; images are illustrative. Actual measured dimensions and thickness govern. Customization, machining and cutting available.

31. Slot Connectors

Code	Type	Material	Finish
XADN31	In-slot	SUS304	Brushed on One Side

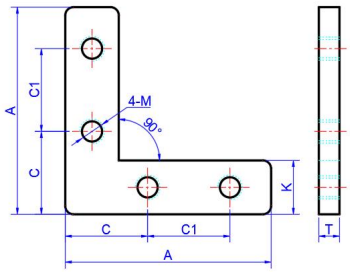

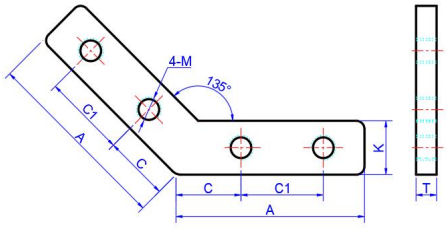



Model				A	C	C1	M	T	Profile Series
Code	Series	K	Angle						
XADN31	G306	10	90	50	20	20	6	5	GB 30 / Slot 6
	308	13							EU 30 / Slot 8
	G408	14							GB 40 / Slot 8
	408								EU 40 / Slot 8
	4010	15							EU 40 / Slot 10
	4510	20					8		EU 45 / Slot 10
	5010	18							EU 50 / Slot 10
	G306	10	135	46	16	20	6		GB 30 / Slot 6
	308	13							EU 30 / Slot 8
	G408	14							GB 40 / Slot 8
	408								EU 40 / Slot 8
	4010	15							EU 40 / Slot 10
	4510	20		50		25	8		EU 45 / Slot 10
	5010	18							EU 50 / Slot 10

Note: Theoretical weights are for reference; images are illustrative. Actual measured dimensions and thickness govern. Customization, machining and cutting available.

32. Pivot Joints

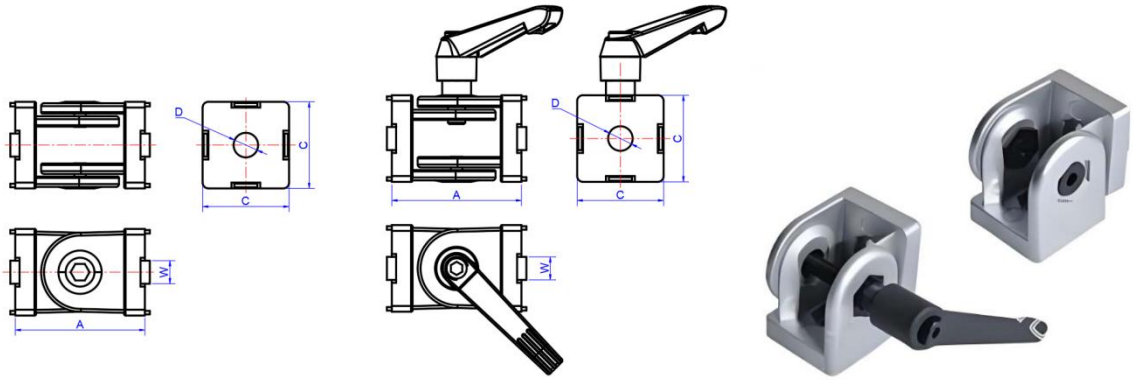

Model			A	C	D	W	Profile Series
Code	Series	Handle					
XADU48	206	–	30.5	20	6.3	6	EU 20 / Slot 6
	308		45	30	8.5	8	EU 30 / Slot 8
	G408 408		60	40	8.5	8	GB 40 / Slot 8 EU 40 / Slot 8
	4010		60	40	8.5	10	EU 40 / Slot 10
	4510		60	45	8.5	10	EU 45 / Slot 10
	206	S	30.5	20	6.3	6	EU 20 / Slot 6
	308		45	30	8.5	8	EU 30 / Slot 8
	G408 408		60	40	8.5	8	GB 40 / Slot 8 EU 40 / Slot 8
	4010		60	40	8.5	10	EU 40 / Slot 10
	4510		60	45	8.5	10	EU 45 / Slot 10

Note: Theoretical weights are for reference; images are illustrative. Actual measured dimensions and thickness govern. Customization, machining and cutting available.

33. End Plate Connectors

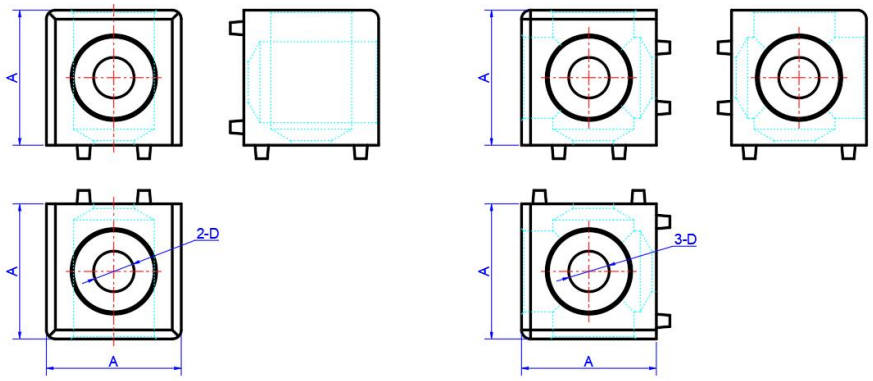



Model			A	D			Mounting Holes	Profile Series
Code	Series	Variant Code						
XADW48	206	D	20	7			2	EU 20 / Slot 6
	G306		30	9				GB 30 / Slot 6
	308		30	9				EU 30 / Slot 8
	G408 408		40	12				GB 40 / Slot 8 EU 40 / Slot 8
	4010		40	12				EU 40 / Slot 10
	4510		45	13				EU 45 / Slot 10
	206	T	20	7			3	EU 20 / Slot 6
	G306		30	9				GB 30 / Slot 6
	308		30	9				EU 30 / Slot 8
	G408 408		40	12				GB 40 / Slot 8 EU 40 / Slot 8
	4010		40	12				EU 40 / Slot 10
	4510		45	13				EU 45 / Slot 10

Note: Theoretical weights are for reference; images are illustrative. Actual measured dimensions and thickness govern. Customization, machining and cutting available.

sinsdar

Accessories - Connectors

Code	Type	Material	Finish
XADK11	End-face	ADC12	Ground

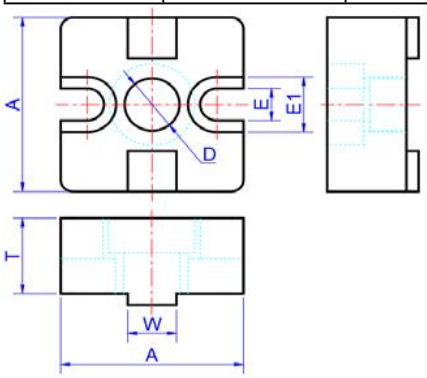



Model		A	T	W			D	E	E1	Profile Series
Code	Series									
XADK11	308	30	13	8			9	5.5	9.5	EU 30 / Slot 8
	408	40								EU 40 / Slot 8

34. Square Brackets

Code	Type	Material	Finish
XADY01	Connector	A6061	Silver Sandblasted Anodized

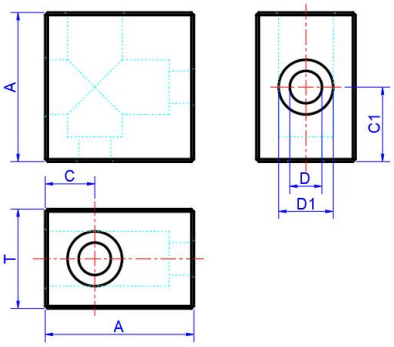



Model		A	C	C1	D	D1	T	Profile Series
Code	Series							
XADY01	206	20	6	10	5.5	9.5	15	EU 20 / Slot 6
	G306	30	10	15	6.5	11	20	GB 30 / Slot 6
	308	30	10	15	6.5	11	20	EU 30 / Slot 8
	G408 408 4010	40	15	20	8.5	14	30	GB 40 / Slot 8 EU 40 / Slot 8 EU 40 / Slot 10

Note: Theoretical weights are for reference; images are illustrative. Actual measured dimensions and thickness govern. Customization, machining and cutting available.

35. Hammer Head T-Nuts

Code	Type	Material	Finish
XAHC21	Nut	Carbon Steel	Zinc plated
XAHC23			Chrome plated

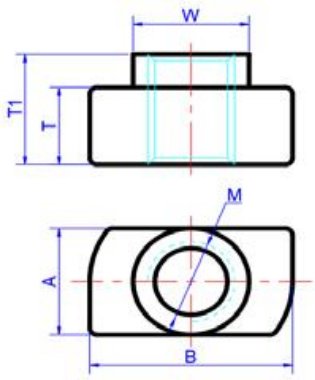



Model			A	B	T	T1	W	Profile Series
Code	Series	M						
XAHC21 XAHC31	G306	4 5	6	10	5	6.5	6	GB 30 / Slot 6
	G408	4 5 6	8	14	5.8	8.3	8	GB 40 / Slot 8

Note: Theoretical weights are for reference; images are illustrative. Actual measured dimensions and thickness govern. Customization, machining and cutting available.

sinsdar

Accessories - Nuts

Code	Type	Material	Finish
XAHC21	Nut	Carbon Steel	Nickel plated
XAHC22			Zinc plated
XAHC23			Chrome plated
XAHC31		SUS304	Ground

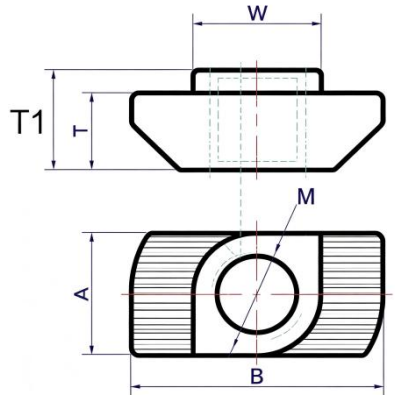



Model			A	B	T	T1	W	Profile Series
Code	Series	M						
XAHC21 XAHC22 XAHC23	206	4 5	6	10	3.2	4.5	6	EU 20 / Slot 6
	308	4 5 6	8	15.7	5	6.5	8	EU 30 / Slot 8
	408		8	19	5	7.5	8	EU 40 / Slot 8
	4010 4510 5010	4 5 6 8	10	19	6.2	8.7	10	EU 40 / Slot 10 EU 45 / Slot 10 EU 50 / Slot 10
XAHC31	206	4 5	6	10	3.2	4.5	6	EU 20 / Slot 6
	308	5 6	8	15.7	5	6.5	8	EU 30 / Slot 8
	408		8	19	5	7.5	8	EU 40 / Slot 8
	4010 4510 5010	6 8	10	19	6.2	8.7	10	EU 40 / Slot 10 EU 45 / Slot 10 EU 50 / Slot 10

Note: Theoretical weights are for reference; images are illustrative. Actual measured dimensions and thickness govern. Customization, machining and cutting available.

36. Square Nuts

Code	Type	Material	Finish
XAHE21	Nut	Carbon Steel	Zinc plated
XAHE31		SUS304	Ground

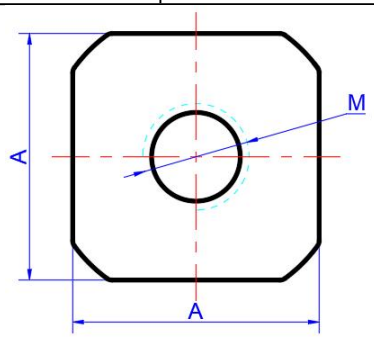



Model			A	T	Profile Series
Code	Series	M			
XAHE21	G306	4 5 6	10	5	GB 30 / Slot 6
	G408	4 5 6 8	13.9	5.5	GB 40 / Slot 8
XAHE31	G306	5 6	10	5	GB 30 / Slot 6
	G408	6 8	13.9	5.5	GB 40 / Slot 8

Note: Theoretical weights are for reference; images are illustrative. Actual measured dimensions and thickness govern. Customization, machining and cutting available.

37. Roll-in T-Nuts

Code	Type	Material	Finish
XAHQ21	Nut	Carbon Steel	Zinc plated
XAHQ22			Nickel plated
XAHQ23			Chrome plated

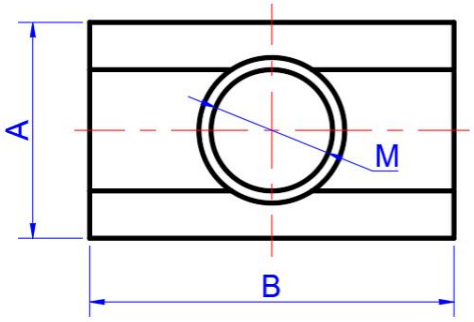

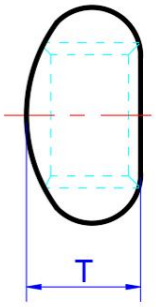



Model			A	B	T	Profile Series
Code	Series	M				
XAHQ21	G306	5 6	8.9	15	4.7	GB 30 / Slot 6
XAHQ22 XAHQ23	G408 308 408	5 6 8	12.3	19	5.3	GB 40 / Slot 8 EU 30 / Slot 8 EU 40 / Slot 8

Note: Theoretical weights are for reference; images are illustrative. Actual measured dimensions and thickness govern. Customization, machining and cutting available.

38. Roll-in T-Nuts with Spring Ball

Code	Type	Material	Finish
XAHJ21	Nut	Carbon Steel	Zinc plated
XAHJ23			Chrome plated



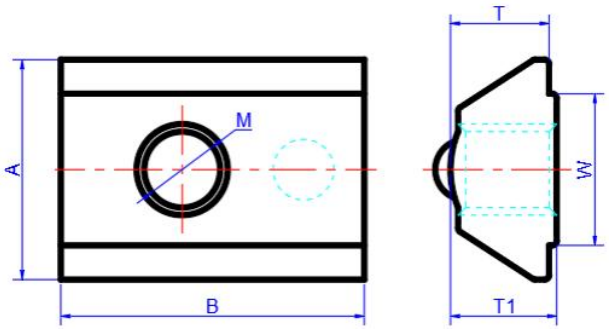

Model			A	B	T	T1	W	Profile Series
Code	Series	M						
XAHJ21 XAHJ23	206	3 4 5	8.5	17	3.5	4	6	EU 20 / Slot 6
	308	3 4 5 6	11.5	17	6.5	7	8	EU 30 / Slot 8
	4010	4 5 6 8	14.5	20	6.5	7	10	EU 40 / Slot 10 EU 45 / Slot 10

Note: Theoretical weights are for reference; images are illustrative. Actual measured dimensions and thickness govern. Customization, machining and cutting available.

39. T-Nuts with Spring Ball

Code	Type	Material	Finish
XAHI21	Nut	Carbon Steel	Zinc plated
XAHI23			Chrome plated
XAHI31		SUS304	Ground

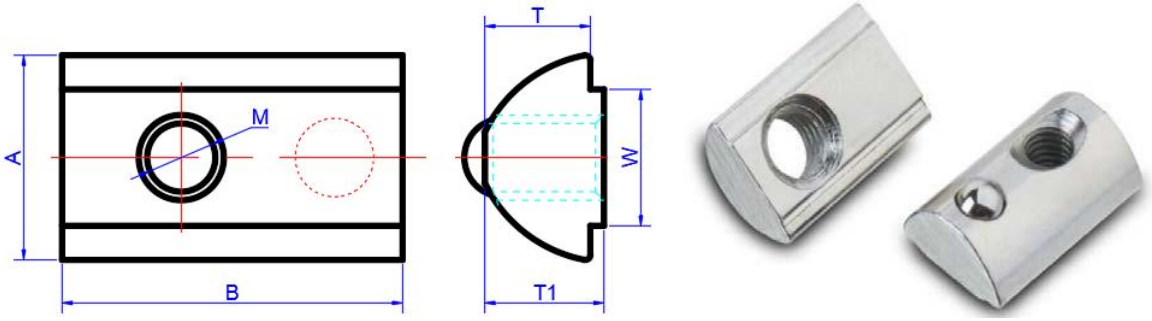

Model			A	B	T	T1	W	Profile Series
Code	Series	M						
XAHI21 XAHI23	206	3 4 5	8.2	13	3.9	4.4	6	EU 20 / Slot 6
	308	4 5 6	12	20	6.2	7	8	EU 30 / Slot 8
	408	3 4 5 6 8	13.2	21	6.9	7.7	5	EU 40 / Slot 8
XAHI31	308	5 6	11.5	20	6	7	8	EU 30 / Slot 8
	408	6 8	13	22	6.5	7.5	8	EU 40 / Slot 8

Note: Theoretical weights are for reference; images are illustrative. Actual measured dimensions and thickness govern. Customization, machining and cutting available.

40. Sliding Nuts

Code	Type	Material	Finish
XAHN21	Nut	Carbon Steel	Zinc plated
XAHN23			Chrome plated

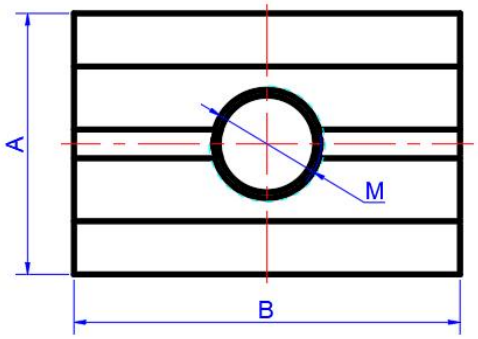

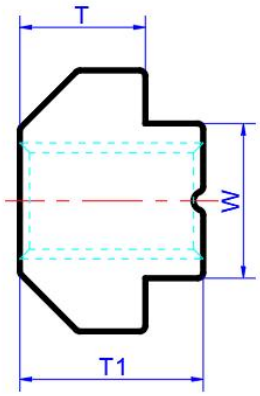



Model			A	B	T	T1	W	Profile Series
Code	Series	M						
XAHN21 XAHN23	G306	4 5 6	10	18	5	7	6	GB 30 / Slot 6
	G408	6 8	13.9	20	6.5	9.5	8	GB 40 / Slot 8

Note: Theoretical weights are for reference; images are illustrative. Actual measured dimensions and thickness govern. Customization, machining and cutting available.

sinsdar

Accessories - Nuts

Code	Type	Material	Finish
XAHN21	Nut	Carbon Steel	Zinc plated
XAHN23			Chrome plated
XAHN31		SUS304	Ground

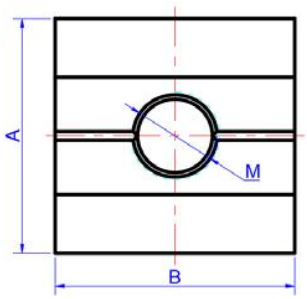

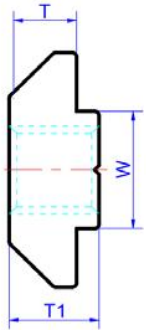



Model			A	B	T	T1	W	Profile Series
Code	Series	M						
XAHN21 XAHN23 XAHN31	206	4 5 6	9.5	10	3.5	4.5	6	EU 20 / Slot 6
	308	4 5 6 8	16	16	4.5	6	8	EU 30 / Slot 8
	408		19.5	19.5	6.5	9.5	8	EU 40 / Slot 8
	4010 4510 5010	4 5 6 8 10	18	18	5.5	8.5	10	EU 40 / Slot 10 EU 45 / Slot 10 EU 50 / Slot 10

Note: Theoretical weights are for reference; images are illustrative. Actual measured dimensions and thickness govern. Customization, machining and cutting available.

41. Sliding Nuts with Spring Ball

Code	Type	Material	Finish
XAHB21	Nut	Carbon Steel	Zinc plated

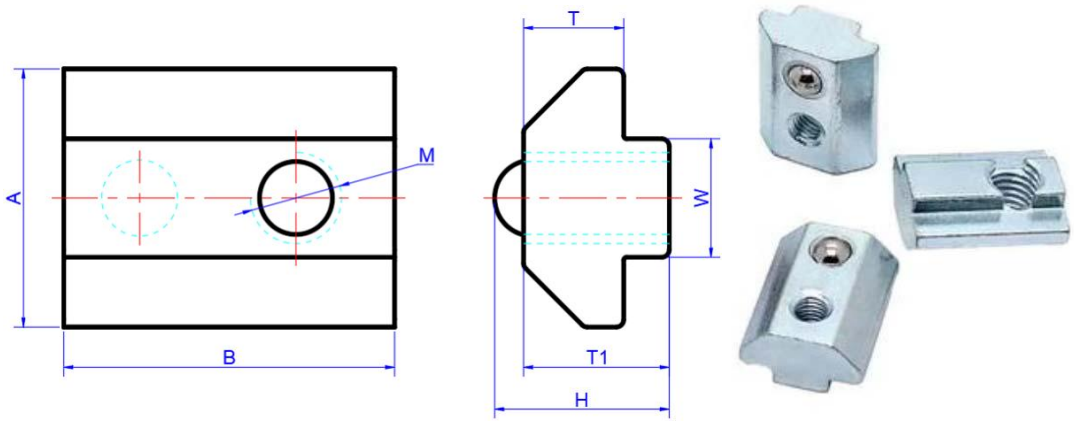

Model			A	B	H	T	T1	W	Profile Series
Code	Series	M							
XAHB21	206	4 5 6	9.5	14	5.7	3	4.5	6	EU 20 / Slot 6
	308	4 5	16	20	9.3	6.3	7.8	8	EU 30 / Slot 8
	408	6 8	17	22	11.5	6.6	9.6	8	EU 40 / Slot 8
	4010 4510 5010	4 5 6 8 10	18	22	10.5	6	9	10	EU 40 / Slot 10 EU 45 / Slot 10 EU 50 / Slot 10

Note: Theoretical weights are for reference; images are illustrative. Actual measured dimensions and thickness govern. Customization, machining and cutting available.

42. T-Nuts with Spring Leaf

Code	Type	Material	Finish
XAHV21	Nut	Carbon Steel	Zinc plated
XAHV23			Chrome plated

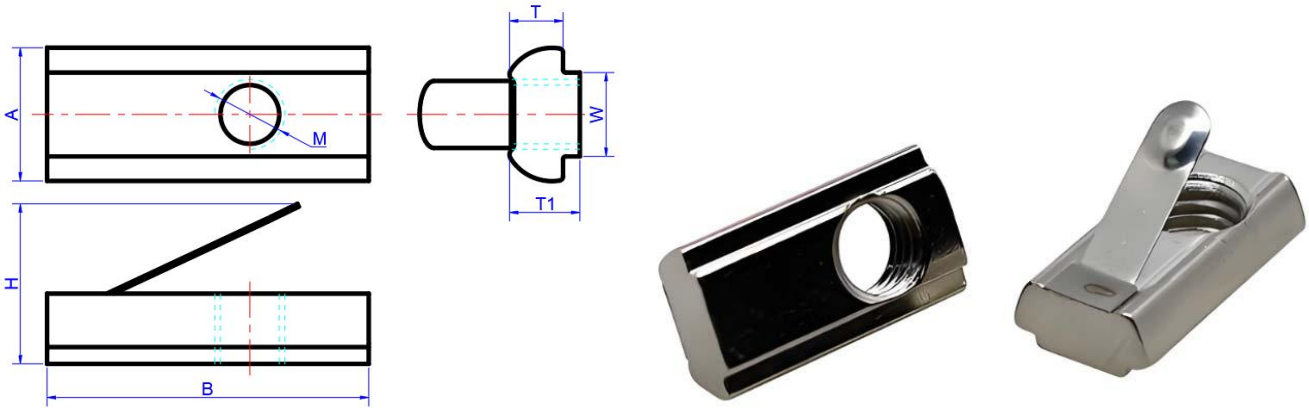

Model			A	B	H	T	T1	W	Profile Series
Code	Series	M							
XAHV21 XAHV23	G306	4 5 6	9.5	23	11.5	3.8	5	6	GB 30 / Slot 6

Note: Theoretical weights are for reference; images are illustrative. Actual measured dimensions and thickness govern. Customization, machining and cutting available.

sinsdar

Accessories - Nuts

Code	Type	Material	Finish
XAHV21	Nut	Carbon Steel	Nickel plated
XAHV23			Chrome plated
XAHV31		SUS304	Ground

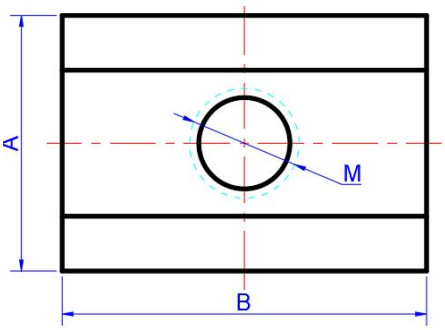

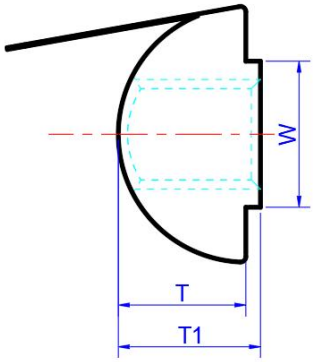



Model			A	B	T	T1	W	Profile Series
Code	Series	M						
XAHV21	308	4 5 6 8	12.5	20	6	6.8	8	EU 30 / Slot 8
XAHV23 XAHV31	G408 408		14		7	7.8	8	GB 40 / Slot 8 EU 40 / Slot 8
XAHV21 XAHV23	4010 4510 5010		15		6.5	7.5	10	EU 40 / Slot 10 EU 45 / Slot 10 EU 50 / Slot 10

Note: Theoretical weights are for reference; images are illustrative. Actual measured dimensions and thickness govern. Customization, machining and cutting available.

43. Hammer Head T-Bolts

Code	Type	Material	Finish
XAIC21	Bolt	Carbon Steel	Zinc plated
XAIC23			Chrome plated

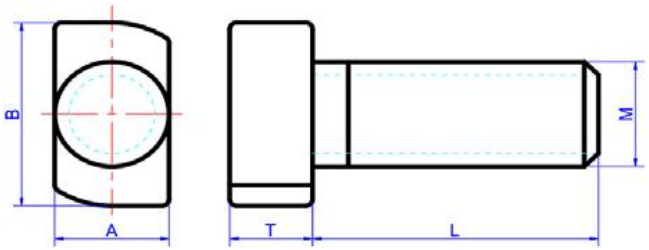



Model				A	B	T	Profile Series
Code	Series	M	L				
XAIC21 XAIC23	G306	6	12 16 20	6	10	4.5	GB 30 / Slot 6
	G408	8	16 20 25 30	8	13.8	5.5	GB 40 / Slot 8

Note: Theoretical weights are for reference; images are illustrative. Actual measured dimensions and thickness govern. Customization, machining and cutting available.

sinsdar

Accessories - Nuts

Code	Type	Material	Finish
XAIC21	Nut	Carbon Steel	Zinc plated
XAIC22			Nickel plated
XAIC23			Chrome plated
XAIC31		SUS304	Ground

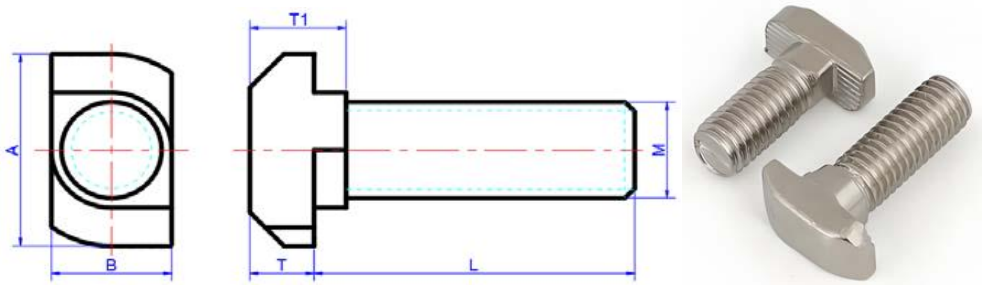

Model				A	B	T	T1	Profile Series
Code	Series	M	L					
XAIC22 XAIC23	206	5	10 12 16 20	10	6	3.2	408	EU 20 / Slot 6
XAIC21 XAIC22 XAIC23 XAIC31	308	6	12 16 20 25	15.4	8	5	6.5	EU 30 / Slot 8
	408	8	16 20 25 30 35 40 45	18	8	5.3	9	EU 40 / Slot 8
	4010 4510 5010	8	20 25 30 35 40	19	8.3	5.5	9.5	EU 40 / Slot 10 EU 45 / Slot 10 EU 50 / Slot 10

Note: Theoretical weights are for reference; images are illustrative. Actual measured dimensions and thickness govern. Customization, machining and cutting available.

44. U-Shaped Cover Strips

Code	Type	Material	Color
XAMC62	Slot Strip	PVC	Black

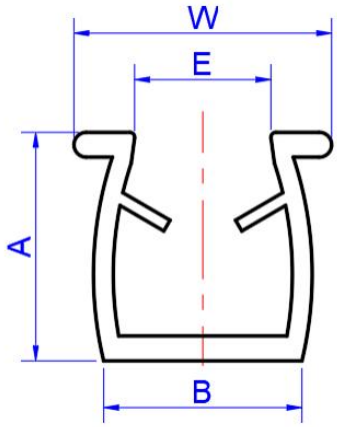



Model		A	B	E	W	Profile Series
Code	Series					
XAMC62	308	9.2	8.8	5.6	10	GB 30 / Slot 6 EU 30 / Slot 8 GB 40 / Slot 8 EU 40 / Slot 8
	4010	12	10	7.5	12	EU 40 / Slot 10 EU 45 / Slot 10 EU 50 / Slot 10

Note: Theoretical weights are for reference; images are illustrative. Actual measured dimensions and thickness govern. Customization, machining and cutting available.

45. Panel Retaining Strips

Code	Type	Material	Color
XAML71	Panel Retainer	TPV	Light Gray
XAML72			Black

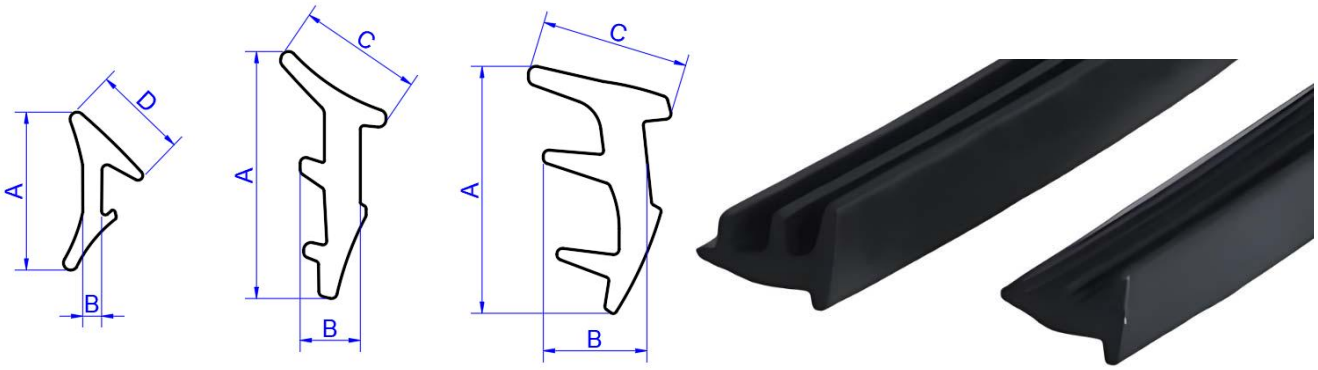

Model		A	B	C	Width
Code	Variant Code				
XAML71 XAML72	A	13	5.8	7.9	5
	B	13	3.2	6.5	3
	C	8.4	1	5	1.7

Note: Theoretical weights are for reference; images are illustrative. Actual measured dimensions and thickness govern. Customization, machining and cutting available.

46. Combined Seal Strips

Code	Type	Material	Color
XAMB61	Panel Retainer	PVC	Light Gray
XAMB62			Black

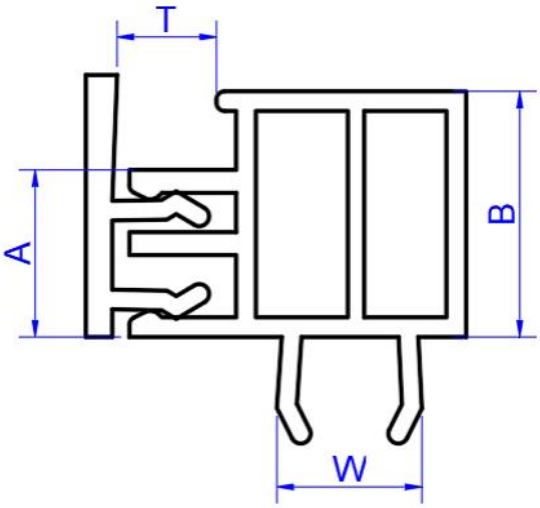



Model		A	B	W	T (Panel Thickness)	Profile Series
Code	Series					
XAMB61	308	10.5	15	8.8	5	EU 30 / Slot 8
XAMB62	408			9.5		EU 40 / Slot 8

Note: Theoretical weights are for reference; images are illustrative. Actual measured dimensions and thickness govern. Customization, machining and cutting available.

47. Door Slider Blocks

Code	Type	Material	Color
XAMS53	Mounting Block	PA	Light Gray

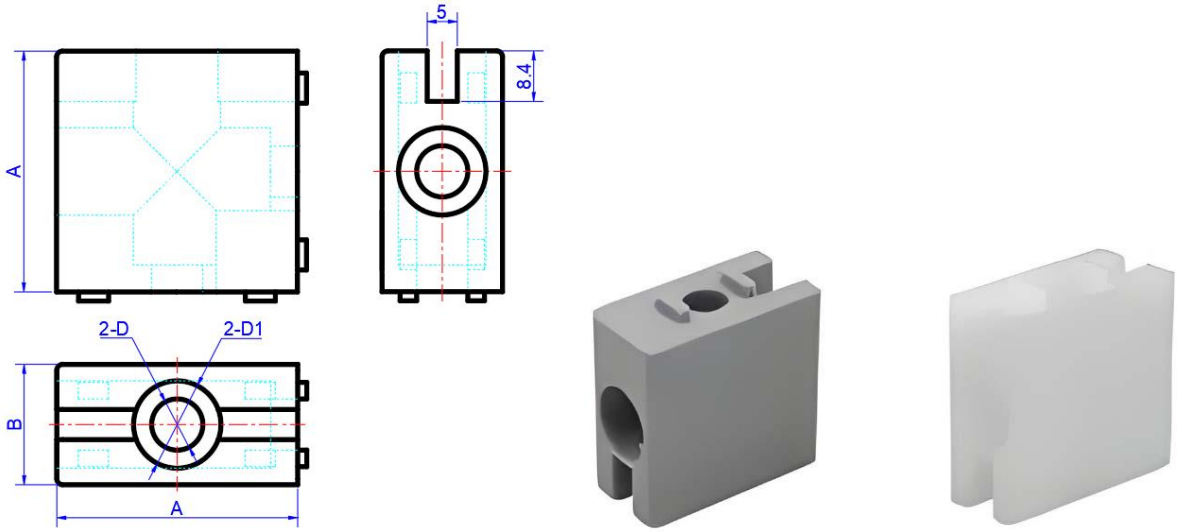

Model		A	B	D	D1	Profile Series
Code	Size					
XAMS53	A	30	15	6.5	11	1530
	B					
	C	40	20	8.5	14.5	2040

Note: Theoretical weights are for reference; images are illustrative. Actual measured dimensions and thickness govern. Customization, machining and cutting available.

48. Sliding Fixing Blocks

Code	Type	Material	Finish
XAMS07	Mounting Block	ADC12	Painted (Light Gray)

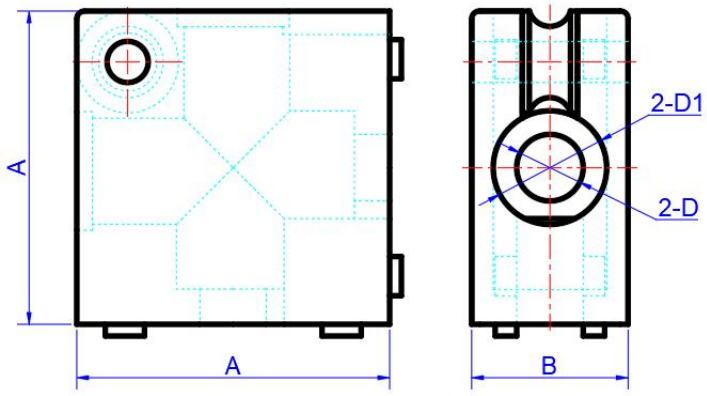



Model		A	B	D	D1	Profile Series
Code	Size					
XAMS07	B	30	15	6.5	11	1530
	C	40	20	8.5	14.5	2040

Note: Theoretical weights are for reference; images are illustrative. Actual measured dimensions and thickness govern. Customization, machining and cutting available.

49. Spacer Blocks

Code	Type	Material	Color
XAMV53	Spacer Block	PA	Light Gray
XAMV61		PVC	Transparent

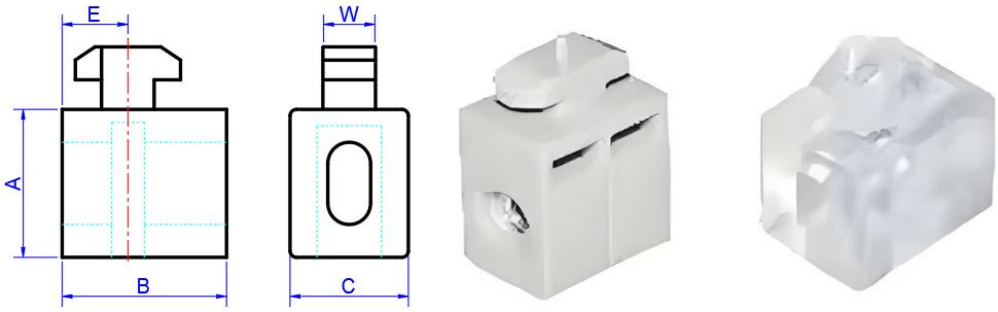

Model		A	B	C	E	W	Profile Series
Code	Series						
XAMV53 XAMV62	206	16	16	14	8.7	5.7	EU 20 / Slot 6
	G306	20	20	20	8	6	GB 30 / Slot 6
	308	20	17	20	8.5	8	EU 30 / Slot 8
	G408	20	25	20	8.5	8	GB 40 / Slot 8
	408	22.5	25	18	10	8	EU 40 / Slot 8

Note: Theoretical weights are for reference; images are illustrative. Actual measured dimensions and thickness govern. Customization, machining and cutting available.

50. Sealing Strips

Code	Type	Material	Color
XARG51	Sealing Strip	PVC	Light Gray
XARG52			Black
XARG53			Blue
XARG55			Yellow
XARG56			White

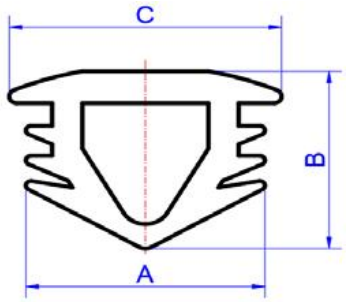



Model		A	B	C	Profile Series
Code	Series				
HAARG51 HAARG52 HAARG53 HAARG55 HAARG56	G306	7.5	6.2	8.8	EU 20 / Slot 6 GB 30 / Slot 6
	G408	9.5	7.8	10.8	EU 30 / Slot 8 GB 40 / Slot 8 EU 40 / Slot 8
	4010	11.6	8	12	EU 40 / Slot 10 EU 45 / Slot 10 EU 50 / Slot 10

Note: Theoretical weights are for reference; images are illustrative. Actual measured dimensions and thickness govern. Customization, machining and cutting available.

51. Flexible Flat Slot Cover Strips

Code	Type	Material	Color
XARG51	Sealing Strip	PE	Light Gray
XARG52			Black
XARG53			Blue
XARG55			Yellow
XARG56			White

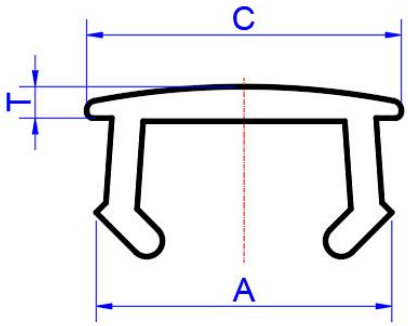



Model		A	C	T	Profile Series
Code	Series				
	G306	7	7.4	1	EU 20 / Slot 6 GB 30 / Slot 6
	308	9.4	10	1	EU 30 / Slot 8
	G408	9	9.6	1	GB 40 / Slot 8 EU 40 / Slot 8
	4010	10.5	11.5	1.5	EU 40 / Slot 10 EU 45 / Slot 10 EU 50 / Slot 10

Note: Theoretical weights are for reference; images are illustrative. Actual measured dimensions and thickness govern. Customization, machining and cutting available.

52. Aluminum End Caps

Code	Type	Material	Finish
XARC01	End Cap	A6063	Silver Sandblasted Anodized
XARC03			Black Sandblasted Anodized

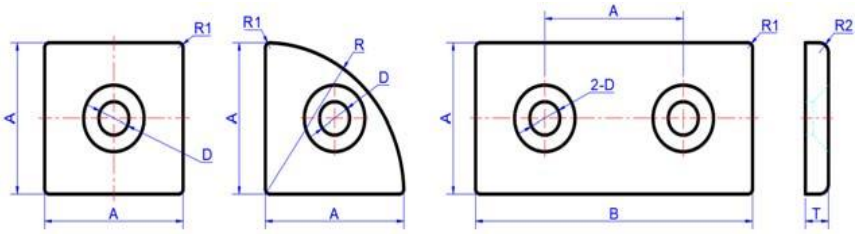



Model			A	B	D	R	R1	R2	T	Profile Series
Code	Series	Size								
XARC01 XARC03	206	2020 2020R 2040	20	40	6.5	20	1.5	2	5	EU 30 / Slot 8
	G306	3030 3030R 3060	30	60	6.5	30	1			GB 30 / Slot 6
	308	3030 3030R 3060	30	60	8.5	30	2			EU 30 / Slot 8
	G408	4040 4040R 4080	40	80	8.5	40	1.5			GB 40 / Slot 8
	408	4040 4040R 4080	40	80	8.5	40	4.5			EU 40 / Slot 8
	4010	4040 4040R 4080	40	80	8.5	40	2			EU 40 / Slot 10
	4510	4545 4545R 4590	45	90	8.5	45	2			EU 45 / Slot 10

Note: Theoretical weights are for reference; images are illustrative. Actual measured dimensions and thickness govern. Customization, machining and cutting available.

sinsdar

Accessories - End Caps

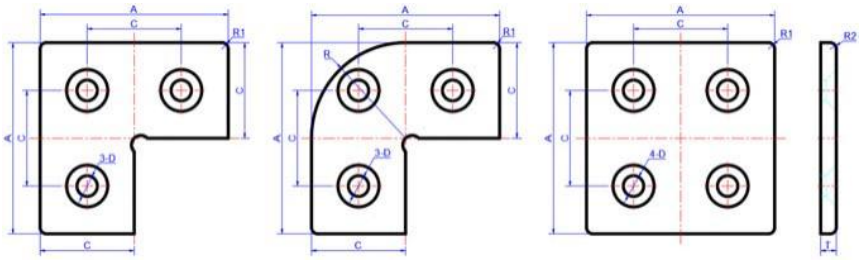



Model			A	C	D	R	R1	R2	T	Profile Series
Code	Series	Size								
XARC01 XARC03	206	4420 4420R 4040	40	20	6.5	20	1.5	2	5	EU 30 / Slot 8
	G306	6630 6630R 6060	60	30	6.5	30	1			GB 30 / Slot 6
	308	6630 6630R 6060	60	30	8.5	30	2			EU 30 / Slot 8
	G408	8840 8840R 8080	80	40	8.5	40	1.5			GB 40 / Slot 8
	408	8840 8840R 8080	80	40	8.5	40	4.5			EU 40 / Slot 8
	4010	8840 8840R 8080	80	40	8.5	40	2			EU 40 / Slot 10
	4510	9090	90	45	8.5	–	2			EU 45 / Slot 10

Note: Theoretical weights are for reference; images are illustrative. Actual measured dimensions and thickness govern. Customization, machining and cutting available.

53. Striker Plates

Code	Type	Material	Finish
XAKF23	Locating Plate	SPCC	Chrome plated

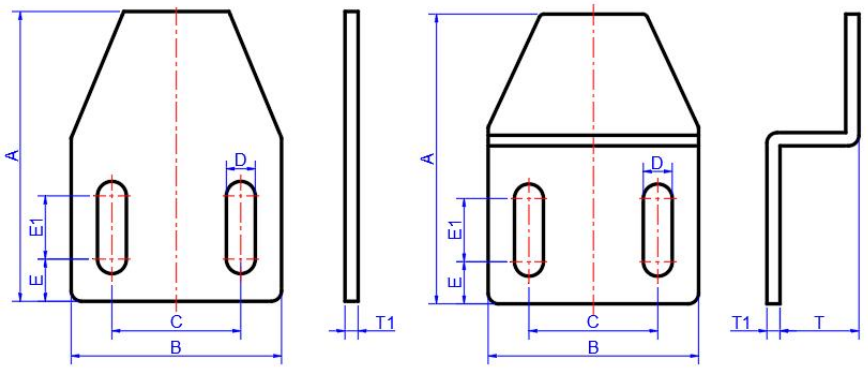



Model		A	B	C	D	E	E1	T1
Code	T							
XAKF23	0	55	40	24.5	5.5	8	12	2.5
	5							
	10							
	15							
	20							
	25							
	30							
	35							

Note: Theoretical weights are for reference; images are illustrative. Actual measured dimensions and thickness govern. Customization, machining and cutting available.

54. Magnetic Catches

Code	Type	Material	Finish
XAKD21	Door Catch	SPCC	Chrome plated

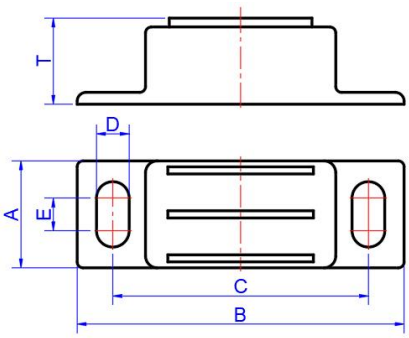



Model		A	B	C	E	D	T	Pull Force (N)
Code	Variant Code							
XAKD21	A	18	55	43	5.5	5.5	14.5	20
	B							50
	C							70

55. Ball Catches

Code	Type	Material	Finish
XE-HFW12	Door Catch	SPCC	Chrome plated

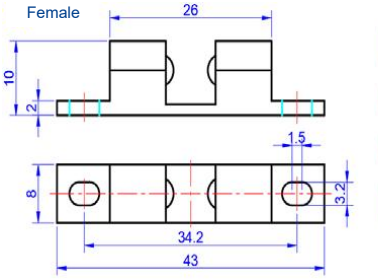

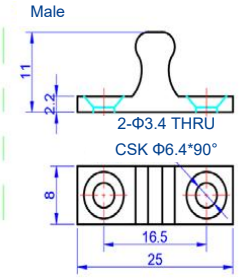

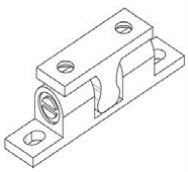



Model		Push-in Force (kgf)	Push-out Force (kgf)
Code	Size		
XE-HFW12	43	2	1.3

Note: Theoretical weights are for reference; images are illustrative. Actual measured dimensions and thickness govern. Customization, machining and cutting available.

56. Economy Magnetic Catches

Code	Type		Housing		Strike Plate	
			Material	Color	Material	Finish
XE-HGE73	Dust-resistant	Double-sided Attraction	POM	White	SPCC	Nickel plated

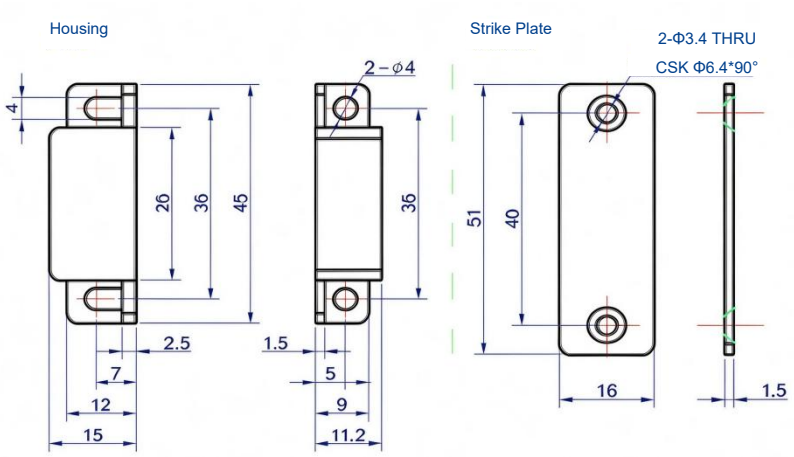



Model		Housing Color	Pull Force (kgf)
Code	Size		
XE-HGE73	**36**	W (White)	3.3

Note: Theoretical weights are for reference; images are illustrative. Actual measured dimensions and thickness govern. Customization, machining and cutting available.

57. Dustproof Magnetic Catches

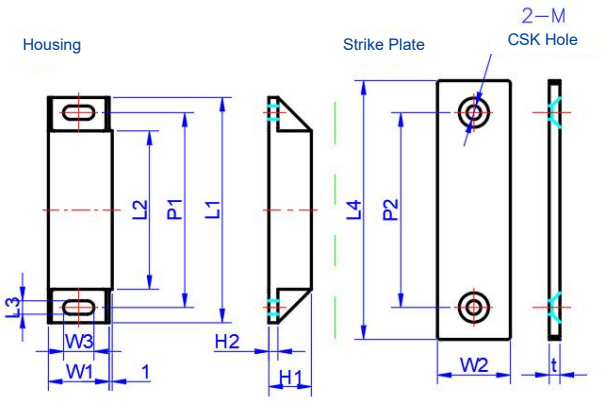



Model		L1	L2	L3	L4	W1	W2	W3	H1	H2	t	P1	P2	M	Pull Force (kgf)
Code	Size														
XHFU69	38	48	28	4.4	56	20	21	10	11.3	3	3.5	38	38	M3	1.7
	64	74	52		85		24	70	14		1.5	64	64	M4	5.1

Note: Theoretical weights are for reference; images are illustrative. Actual measured dimensions and thickness govern. Customization, machining and cutting available.

58. High-Strength Magnetic Catches

Code	Type		Housing		Strike Plate	
			Material	Finish	Material	Finish
XHFU05	High Pull Force	Multiple Magnets	A6063	Anodized	SPCC	Nickel plated
			SUS304	Polished		



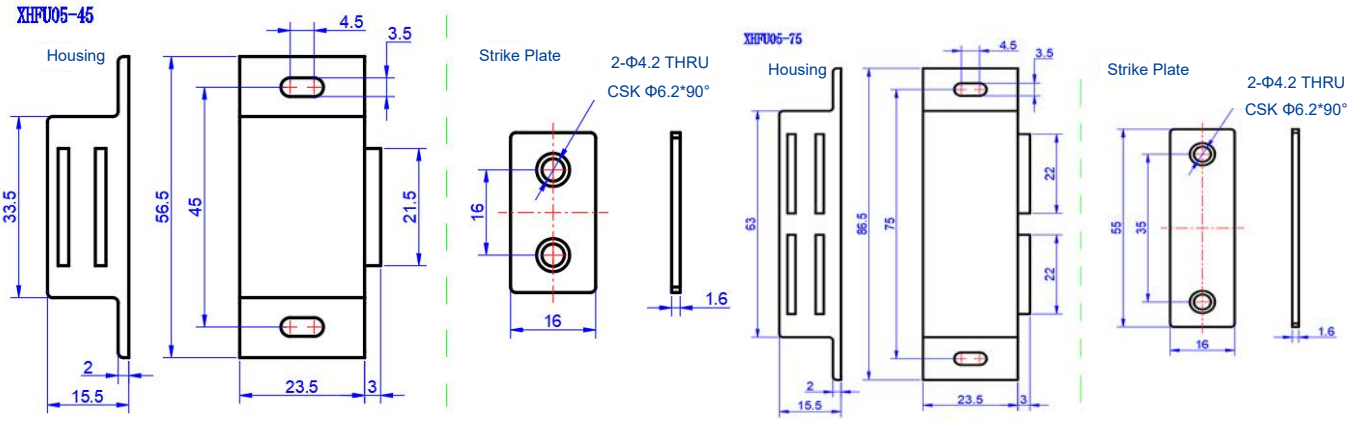

Model		Pull Force (kgf)
Code	Size	
XHFU05	45	5.5
	75	9

Note: Theoretical weights are for reference; images are illustrative. Actual measured dimensions and thickness govern. Customization, machining and cutting available.

59. Door Stoppers

Code	Type	Material	Finish
XAKC22	Door Stop	SPCC	Chrome plated

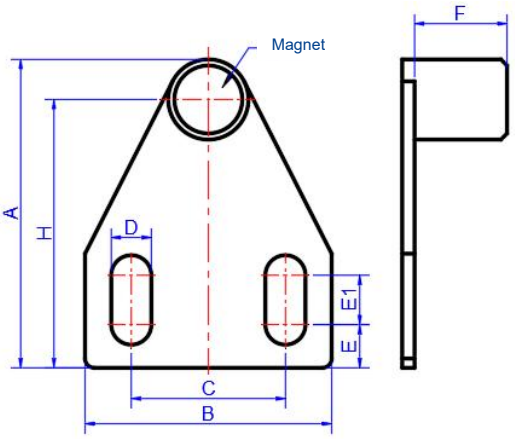



Model			A	B	C	D	H	E	E1
Code	F	Built-in Magnet							
XAKC22	15	-	50	40	25	6.5	44	7	8
	25	-							
	15	Y							
	25	Y							

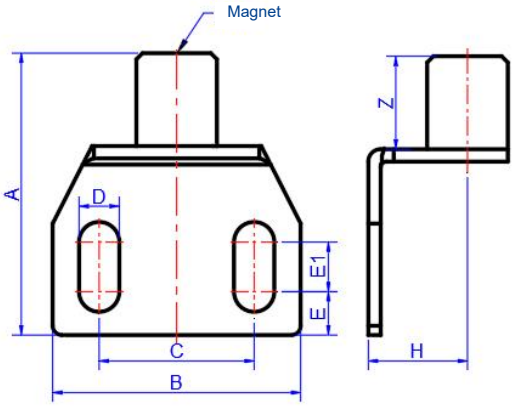



Model			A	B	C	D	H	E	E1
Code	F	Built-in Magnet							
XAKC22	15	-	50	40	25	6.5	43.5	7	8
	25	-							
	15	Y							
	25	Y							

Note: Theoretical weights are for reference; images are illustrative. Actual measured dimensions and thickness govern. Customization, machining and cutting available.

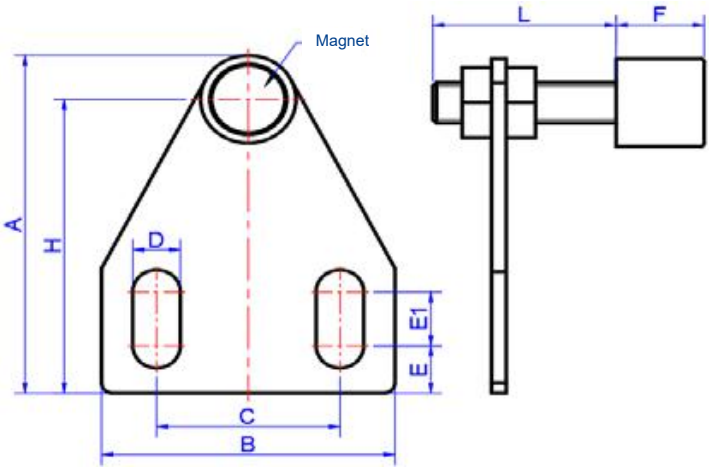



Model		A	B	C	D	H	E	E1
Code	Type							
XAKC22	T	50	40	25	6.5	43.5	7	8

Note: Theoretical weights are for reference; images are illustrative. Actual measured dimensions and thickness govern. Customization, machining and cutting available.

60. Economy Cylinder Locks

Code	Type	Grip Height	Lock cylinder	Material			Finish		
				Base	Lock cylinder	Cam	Base	Lock cylinder	Cam
XE-XAS46	20 Series	18	Double-bit Core	Q235			Bright Chrome Plated		Blue-white Zinc Plated
XE-XAS47				ZDC		Q235			White zinc plated
XE-XAS48							Powder Coated		
XE-XAS49				SUS304			–		–
XE-XAS56			Triangular Core	Q235			Bright Chrome Plated		Blue-white Zinc Plated
XE-XAS57				ZDC		Q235			White zinc plated
XE-XAS57							Powder Coated		
XE-XAS57				SUS304			–		–

Double-bit Core (ZDC)

XE-XAS46/47/48/49

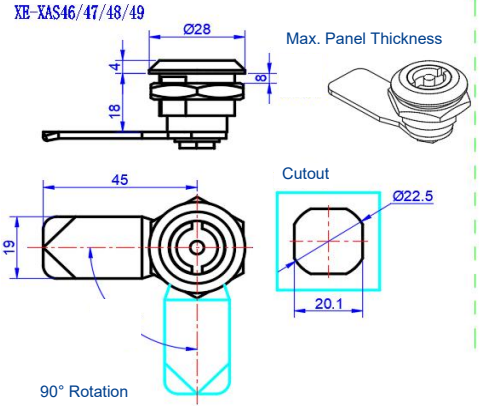

Triangular Core (ZDC)

XE-XAS56/57/58/59

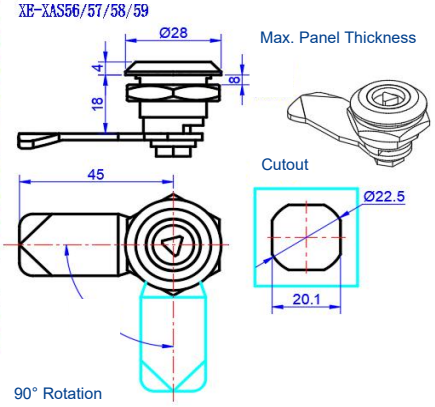

Model	
Code	Key Option
XE-XAS46	None (No Key) / Y (With Key)
XE-XAS47	
XE-XAS48	
XE-XAS49	
XE-XAS56	
XE-XAS57	
XE-XAS57	
XE-XAS57	



Note: Theoretical weights are for reference; images are illustrative. Actual measured dimensions and thickness govern. Customization, machining and cutting available.

61. Push-to-Open Flush Locks

Code	Type		Material			Finish		
			Base	Lock cylinder	Cam	Base	Lock cylinder	Cam
XXAT01	Push type	With lock cylinder	ZDC		Q235	E-coated (Black)		Zinc plated
XXBG15						Nano Matte White		Blue-white Zinc Plated
XXBG16		Without Lock Core						
XXBG17						Painted (Black)		

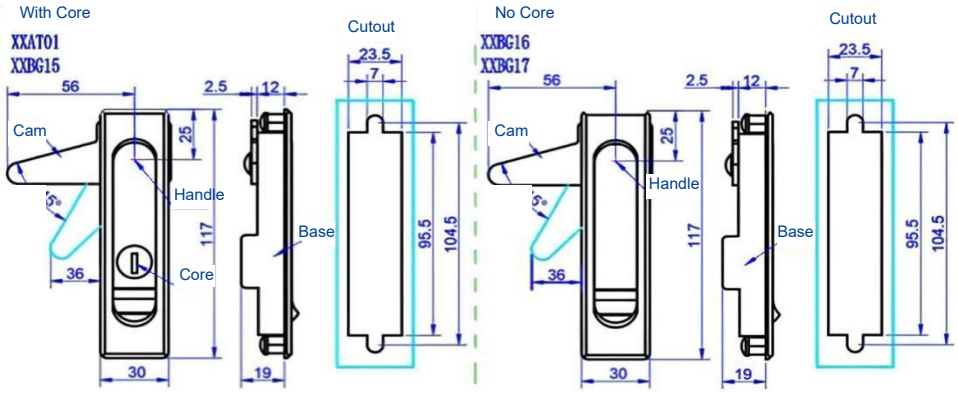



Note: Theoretical weights are for reference; images are illustrative. Actual measured dimensions and thickness govern. Customization, machining and cutting available.

62. Economy Flush Locks

Code	Type				Material			Finish		
					Base	Lock cylinder	Cam	Base	Lock cylinder	Cam
XE-XAT03	Push type	Integral cylinder	3-point	With lock cylinder	ZDC		Q235	Silver-white paint		White zinc plated
XE-XAT04								Black paint		

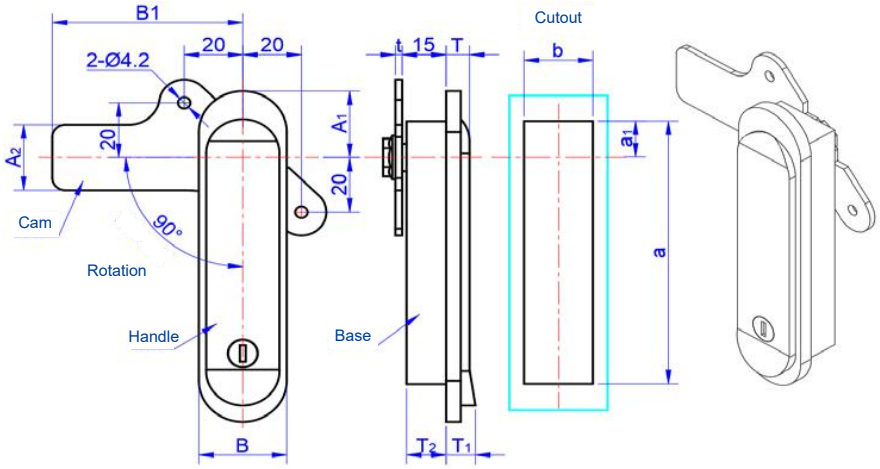



Model		A1	A2	B	B1	T	T1	T2	t	a	b	a1
Code	A											
XE-XAT03 XE-XAT04	87.5	24.3	24	28.5	65	8	10.5	11	2.3	62.5	24	12
	121			30				13.5		95.5		
	147	28.5	25	33	72	9	11		3	117	27	13.5

Note: Theoretical weights are for reference; images are illustrative. Actual measured dimensions and thickness govern. Customization, machining and cutting available.

Code	Type				Material			Finish		
					Base	Lock cylinder	Cam	Base	Lock cylinder	Cam
XE-XAT06	Push type	Separate square type	Single-point	With lock cylinder	ZDC		Q235	Silver-white paint		White zinc plated



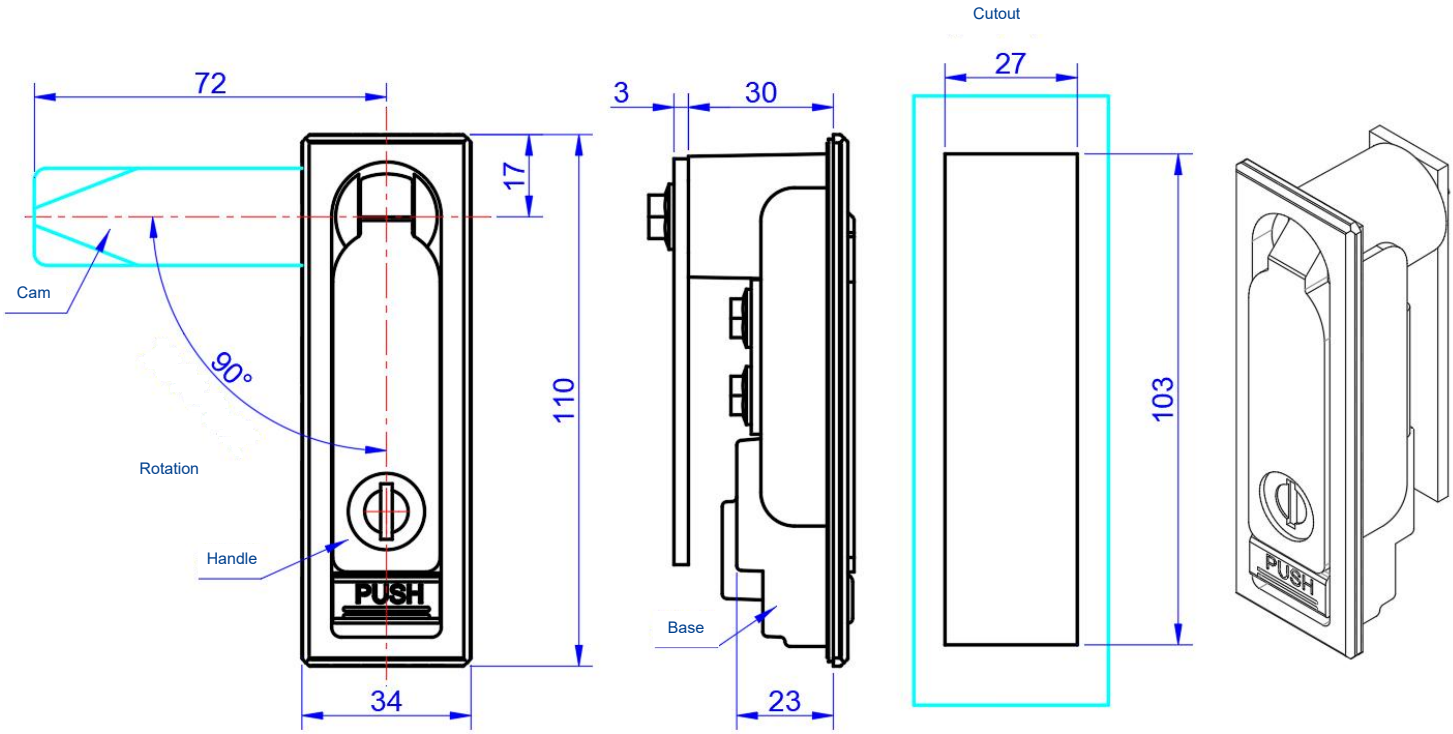

Note: Theoretical weights are for reference; images are illustrative. Actual measured dimensions and thickness govern. Customization, machining and cutting available.

63. Flush Pull Handles

Code	Type	Material	Finish
XAKJ01	Pull handle	A6063	Silver-white anodized



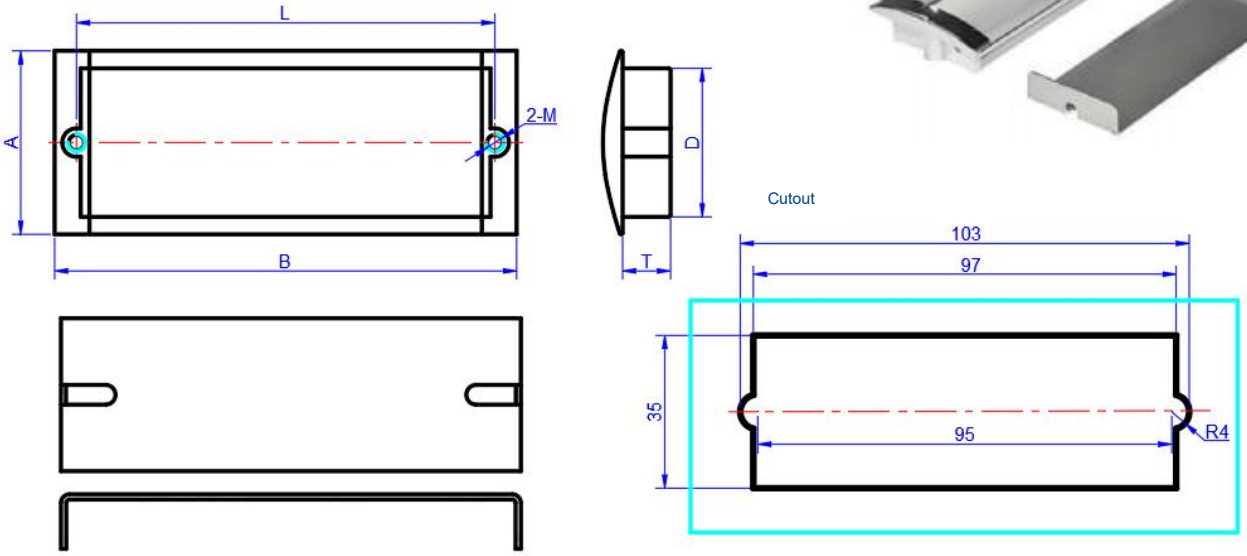

Model		A	B	D	T	M
Code	L					
XAKJ01	96	42	107	34	11	4

Note: Theoretical weights are for reference; images are illustrative. Actual measured dimensions and thickness govern. Customization, machining and cutting available.

sinsdar

Accessories — Recessed Handles

Code	Type	Material	Finish
XAKJ13	Pull handle	Zinc alloy	Chrome plated

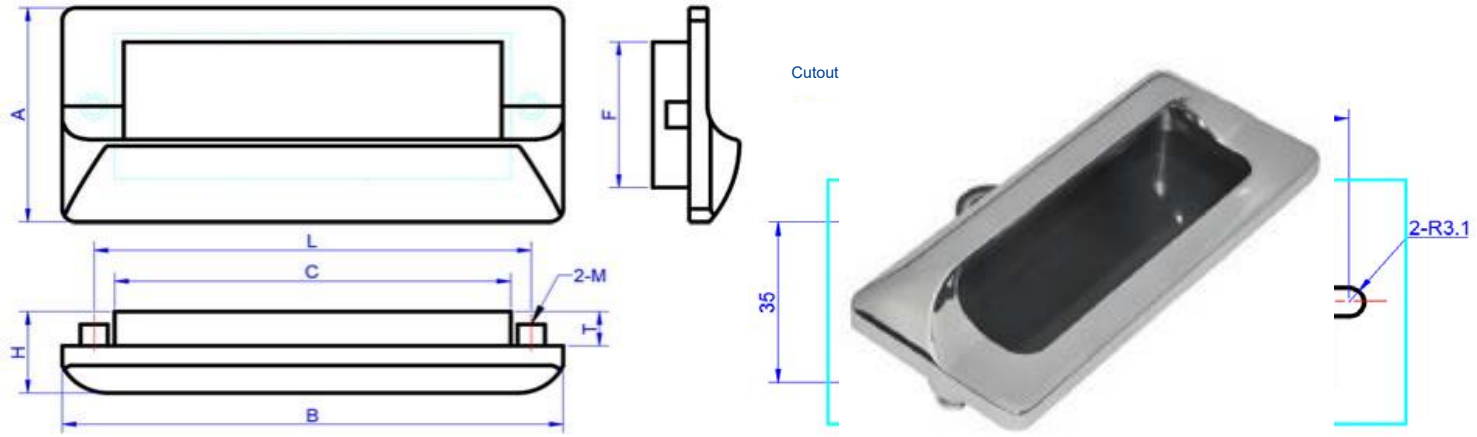

Model		A	B	C	F	H	T	M
Code	L							
XAKJ13	96	50	110	87	34	19	8	4

Note: Theoretical weights are for reference; images are illustrative. Actual measured dimensions and thickness govern. Customization, machining and cutting available.

Accessories — Recessed Handles

Code	Type	Material	Finish
XXAD01	Pull handle	SUS304	Polished
XXAD02		SUS201	Brushed



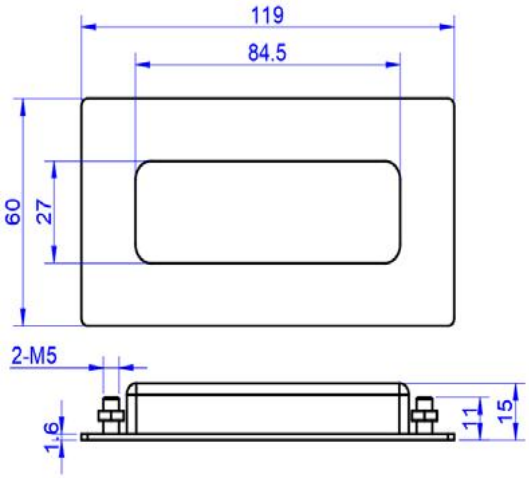

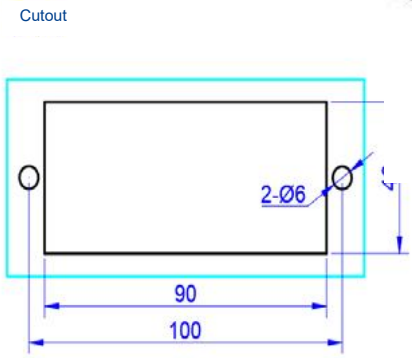

Code	Type	Material	Finish
XXAD07	Pull handle	SUS304	Brushed
XXAD08			Polished



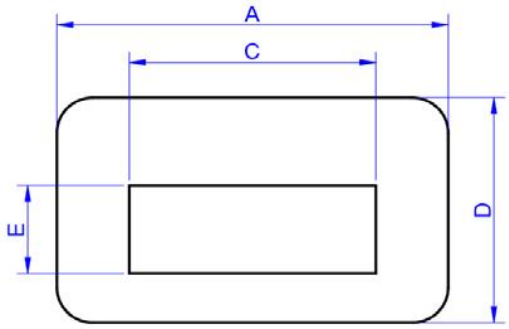

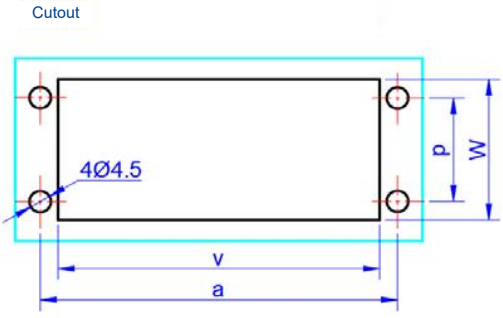

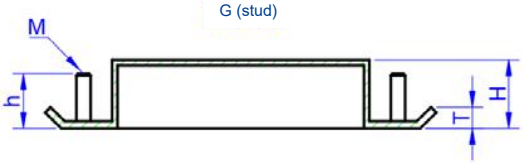



Model		Mounting	C	D	E	H	h	T	M	Cutout size			
Code	A									a	W	V	P
XXAD07	94	G (stud) M (nut)	61	60	25	17	14	5	M4	76	43	63	32
	109.5		67.5	64		19.5				88	42	73	38
	138		96	88	35	26				110	64	99	65

Note: Theoretical weights are for reference; images are illustrative. Actual measured dimensions and thickness govern. Customization, machining and cutting available.

Code	Type	Material	Finish
XXAD05	Pull handle	SUS304	Brushed
XXAD06			Polished

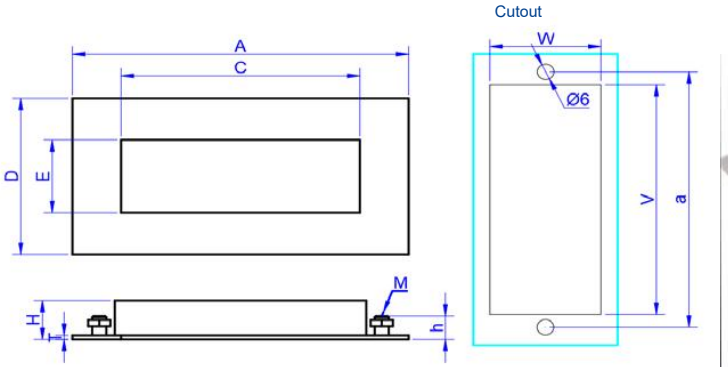



Model		Rubber pad	C	D	E	H	h	T	M	Cutout size		
Code	A									a	W	V
XXAD05	90	Blank (no pad) N (with pad)	58	60	28	15	10	1.8	M4	74	45	61
	120		86				10	1.8	M4	100	45	91
XXAD06	119		84.5				9	1.6	M5	100	40	90

Code	Type	Material	Color
XXAC91	Square	PA	Black



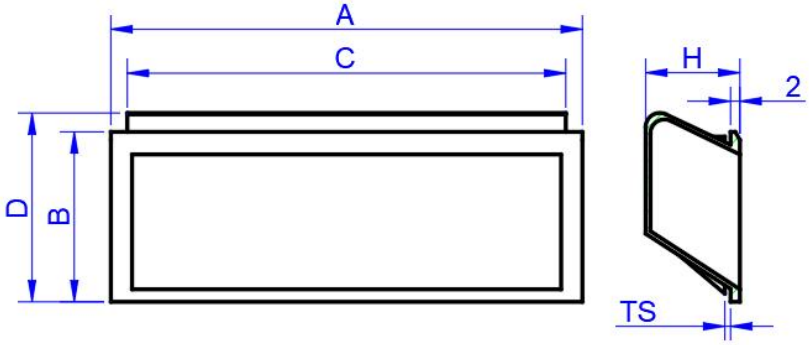

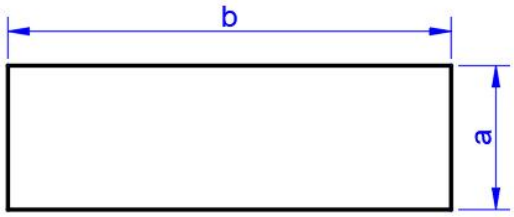

Model		B	C	D	H	a	b	Ts
Code	A							
XXAC91	92	41	83.5	48.5	23	31	84	1.5

Note: Theoretical weights are for reference; images are illustrative. Actual measured dimensions and thickness govern. Customization, machining and cutting available.

64. Square Bridge Pull Handles

Code	Type	Material	Color / finish
XAKK52	Square	PA	Black
XAKL17		ADC12	Black baked paint
XAKL14			Silver-white paint

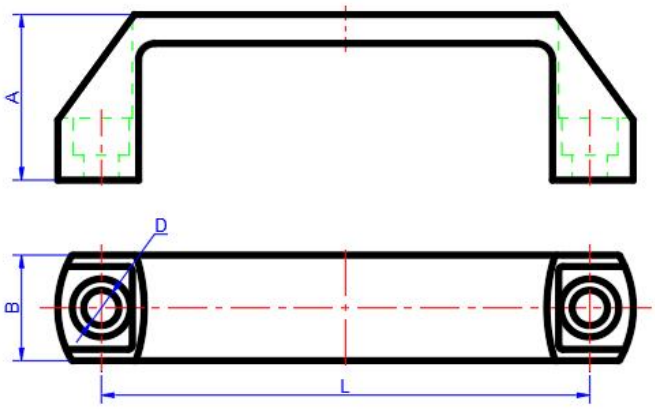



Model		L	A	B	D
Code	Size				
XAKK52	90	88	38	20.5	6.5
	120	118	40	25.5	8.5
	180	178	51	28	8.5
XAKL17	90	90	36	19	6.5
	120	120	39	24	8.5
	180	180	50	28	9
XAKL13	100	100	33	17	7
XAKL14	130	130	34	18	5.6

Note: Theoretical weights are for reference; images are illustrative. Actual measured dimensions and thickness govern. Customization, machining and cutting available.

65. Oval Bridge Pull Handles

Code	Type	Material	Finish
XAKM01	Oval	A6063	Natural anodized

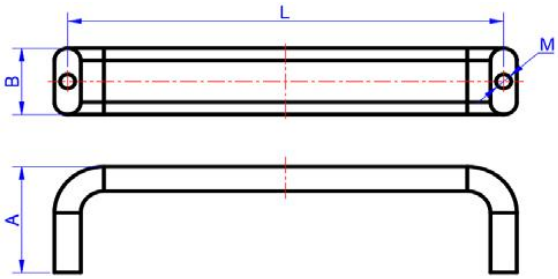



Model		L	A	B	M
Code	Size				
XAKM01	96	96	25	15.6	4
	96A		35		
	128	128	30	19.5	
	128A		40		

Note: Theoretical weights are for reference; images are illustrative. Actual measured dimensions and thickness govern. Customization, machining and cutting available.

66. Round Pull Handles

Code	Type	Material	Finish
XXAE01	Round	SUS304	Polished



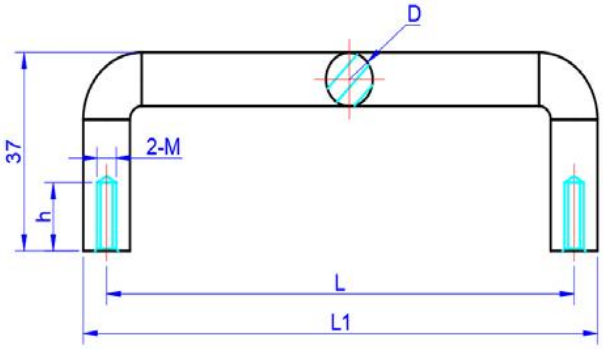

Model		L	H	L1	h	M
Code	D					
XXAE01	10	80	37	90	10	M5
		100		110		
		110		120		M6
		120		130		M5
		125		135		

Note: Theoretical weights are for reference; images are illustrative. Actual measured dimensions and thickness govern. Customization, machining and cutting available.

67. Oval Pull Handles

Code	Type	Material	Finish
XXAG46	Oval	A6063	Silver
XXAG47			Black

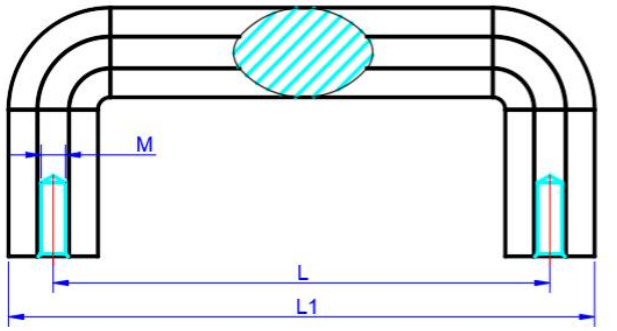

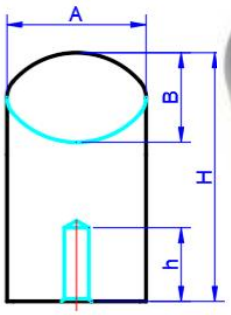



Model		L1	A	B	H	M	h
Code	L						
XXAG46 XXAG47	100	108	16	8	38	M5	10
	125	133					
	150	158					

Note: Theoretical weights are for reference; images are illustrative. Actual measured dimensions and thickness govern. Customization, machining and cutting available.

68. Male-Threaded Handles

Code	Type	Grip		Stud	
		Material	Color	Material	Finish
XHAC01	Male thread	PF	Black	Q235	Zinc plated

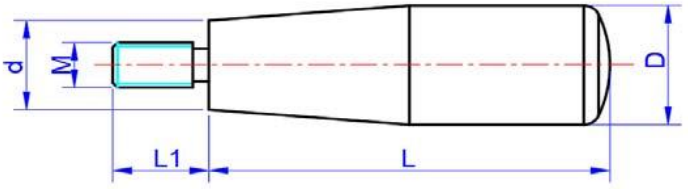



Model		L	L1	D	d
Code	M				
XHAC01	6	50	12	16	12
	8	63	14	18	14
	10	80	16	26	20

Code	Type		Grip		Stud	
			Material	Color	Material	Finish
XE-HAQ02	Mushroom	Male thread	PF	Black	SUM24L	Zinc plated
XE-HAQ06		Female thread			Brass	–

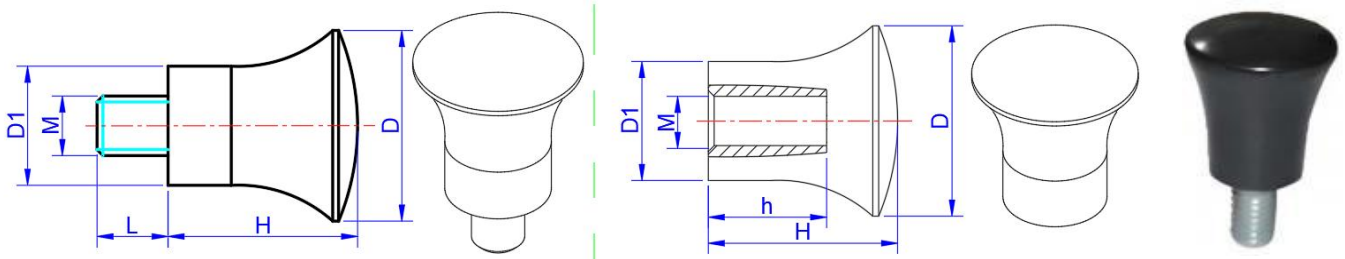

Model		D	L	D1	H	h
Code	M					
XE-HAQ02	5	16	6	10	16	10
	6	20	10	12	20	12
XE-HAQ06	8	25	15	16	25	16

Note: Theoretical weights are for reference; images are illustrative. Actual measured dimensions and thickness govern. Customization, machining and cutting available.

sinsdar

Accessories — Grips and Knobs

Code	Type	Grip		Stud / insert	
		Material	Color	Material	Finish
XE-HAU53	Female thread	PF	Black	SUM24L	Zinc plated
XE-HAU63	Male thread				

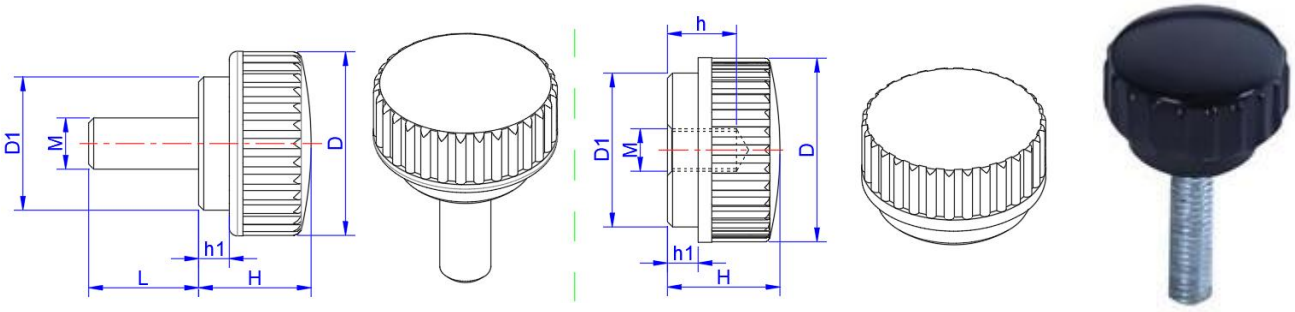

Female thread

Model		D	D1	H	h	h1
Code	M					
XE-HAU53	4	15	11	11	5	2
	5	20	14	13	6	4
	6	20	14	14	8	4

Male thread

Model		L	D	D1	H	h1
Code	M					
XE-HAU63	4	10	14	10	11	3
	5	15	18	13		
	6		22	15	14	4

Note: Theoretical weights are for reference; images are illustrative. Actual measured dimensions and thickness govern. Customization, machining and cutting available.

69. Handle Sleeves

Code	Type	Material	Color
XHAJ61	Standard	PF	Black

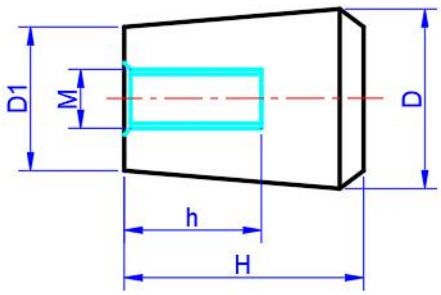

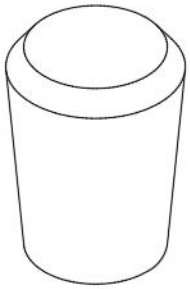



Model		H	h	D	D1
Code	M				
XHAJ61	6	20	12	15	12
	8	25	16	20	15
	10	32	18	25	20

Note: Theoretical weights are for reference; images are illustrative. Actual measured dimensions and thickness govern. Customization, machining and cutting available.

70. Nylon Hinges

Code	Type	Material	Color
XAKQ52	Fixed	PA	Black

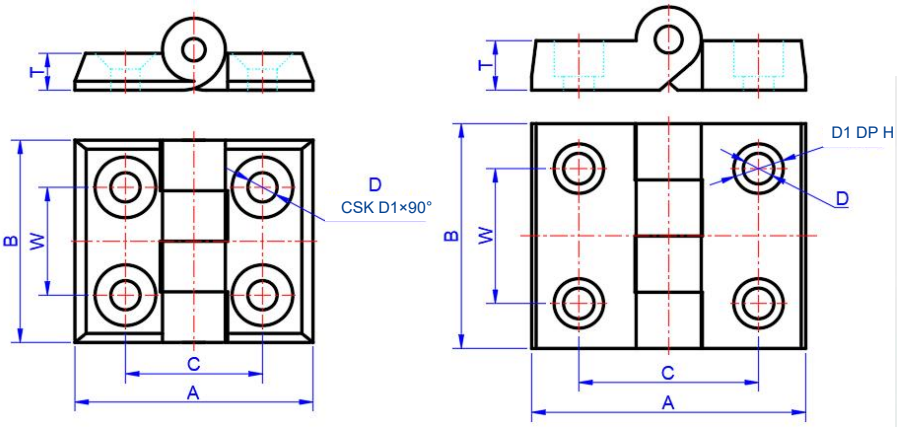



Model				A	B	C	W	T	D	D1	H	Mounting holes
Code	Type	Hole type	Size									
XAKQ52	G	Z	3030	52	45	30	24	8	6.5	12.5	–	4
			3040	60		35						
			4040		50	40	30	11	6.8	11	8	

Note: Theoretical weights are for reference; images are illustrative. Actual measured dimensions and thickness govern. Customization, machining and cutting available.

71. Nylon Lift-off Hinges

Code	Type	Material	Color
XAKQ52	Lift-off	PA	Black



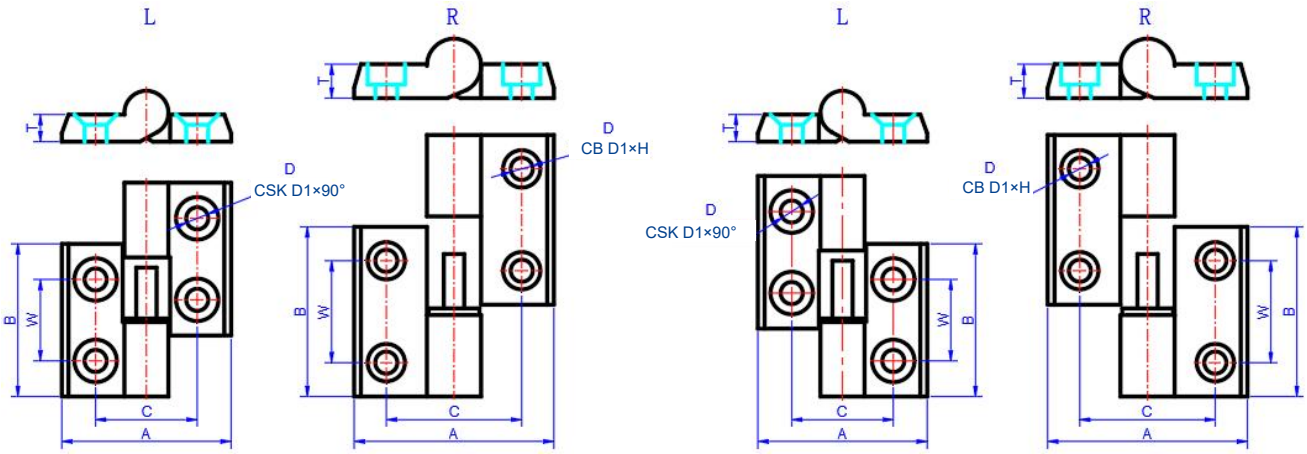

Model					A	B	C	W	T	D	D1	H	Mtg. holes
Code	Type	Hole type	L / R	Size									
XAKQ52	B	Z	L	3030	50	45	30	24	8	6.5	12.5	–	4
				4040	59	50	40	30	10		11	6	
			R	3030	50	45	30	24	8		12.5	–	
				4040	59	50	40	30	10		11	6	

Note: Theoretical weights are for reference; images are illustrative. Actual measured dimensions and thickness govern. Customization, machining and cutting available.

72. Stainless Steel Hinges

Code	Type	Material	Finish
XAKQ31	Fixed	SUS304	Polished

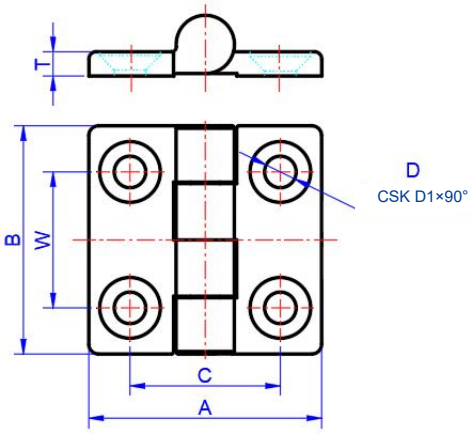



Model				A	B	C	W	T	D	D1	Mounting holes
Code	Type	Hole type	Size								
XAKQ31	G	Z	4847	48	47	31	28	5	6.5	12.5	4
			6247	62		36					
			6263A		63	41	37				

73. Zinc Alloy Hinges

Code	Type	Material	Finish
XAKQ23	Fixed	Zinc alloy	Chrome plated

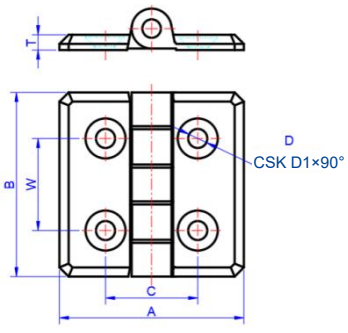



Model				A	B	C	W	T	D	D1	Mounting holes
Code	Type	Hole type	Size								
XAKQ23	G	Z	6060	60	60	30	30	5	6.2	13	4
			6065	65		35					
			6070	70		40					

Note: Theoretical weights are for reference; images are illustrative. Actual measured dimensions and thickness govern. Customization, machining and cutting available.

74. Aluminum Hinges

Code	Type	Material	Finish
XAKQ01 XAKQ03	Fixed	A6063	Natural anodized
			Black anodized

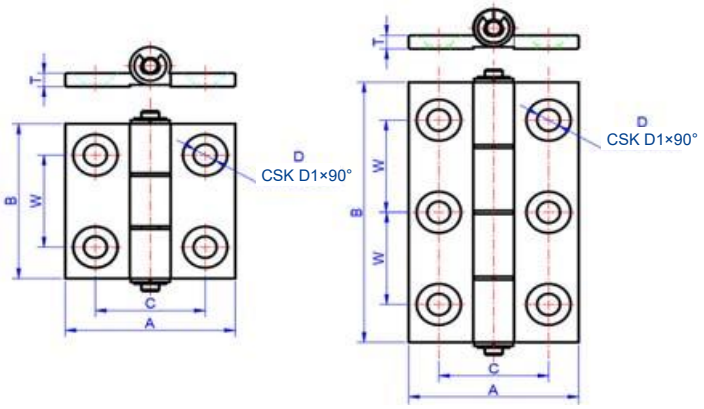



Model				A	B	C	W	T	D	D1	Mounting holes
Code	Type	Hole type	Size								
XAKQ01 XAKQ03	G	Z	4847	48	47	31	28	3.5	6.5	12.5	4
			4847A				30				
			4879		79		28				6
			6247	62	47	36					4
			6247A				30				
			6263		63		37				
			6263A			42					
			6279		79	36	28				6
			6279A			42					

Note: Theoretical weights are for reference; images are illustrative. Actual measured dimensions and thickness govern. Customization, machining and cutting available.

75. Aluminum Hinges with Slotted Holes

Code	Type	Material	Finish
XAKQ01 XAKQ03	Slotted	Zinc alloy	Natural anodized Black anodized

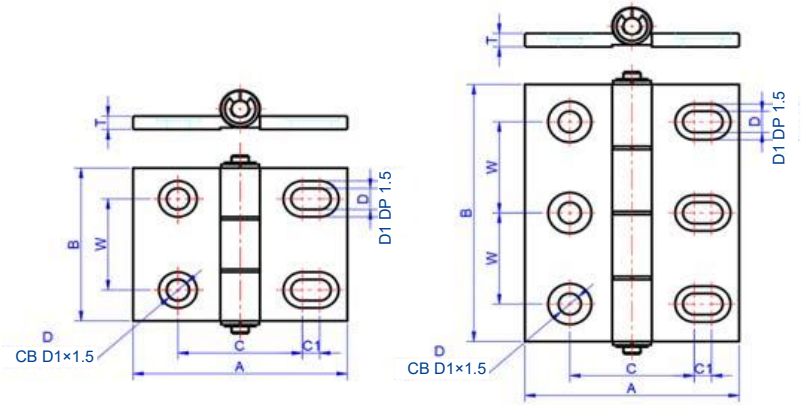



Model				A	B	C	C1	W	T	D	D1	Mounting holes
Code	Type	Hole type	Size									
XAKQ01 XAKQ03	G	Y	6247	62	47	36	5	28	3.5	6.5	11	4
			6263		63			37				
			6279		79			28				6

Note: Theoretical weights are for reference; images are illustrative. Actual measured dimensions and thickness govern. Customization, machining and cutting available.

76. Aluminum Lift-off Hinges

Code	Type	Material	Finish
XAKQ01 XAKQ03	Lift-off	A6063	Natural anodized Black anodized



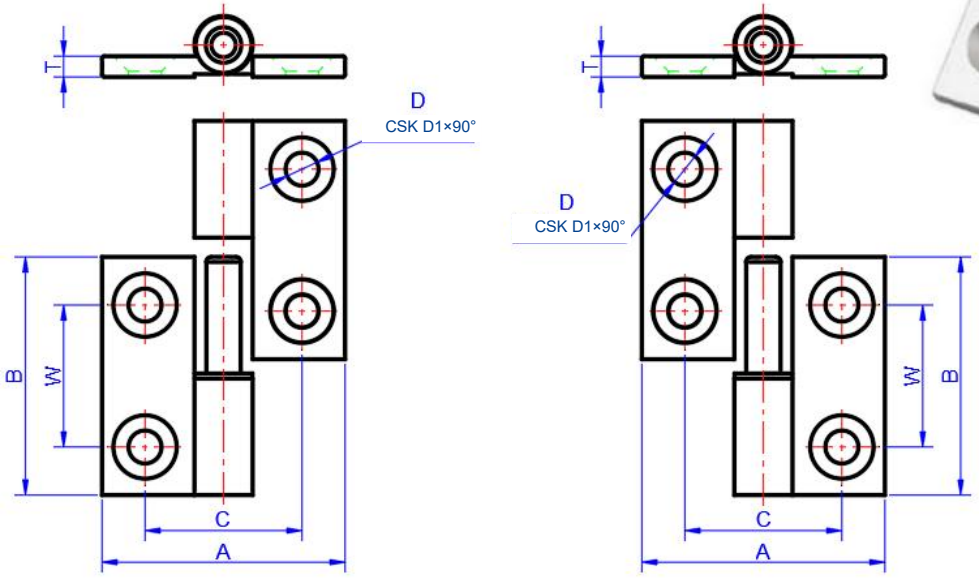

Model					A	B	C	W	T	D	D1	Mounting holes
Code	Type	Hole type	L / R	Size								
XAKQ01 XAKQ03	B	Z	L	4847	48	47	31	28	3.5	6.5	12.5	4
				6263	62	63	36	37				
			R	4847	48	47	31	28				
				6263	62	63	36	37				

Note: Theoretical weights are for reference; images are illustrative. Actual measured dimensions and thickness govern. Customization, machining and cutting available.

77. Aluminum Detent Hinges

Code	Type	Material	Finish
XAKQ01 XAKQ03	Stop type	A6063	Natural anodized Black anodized



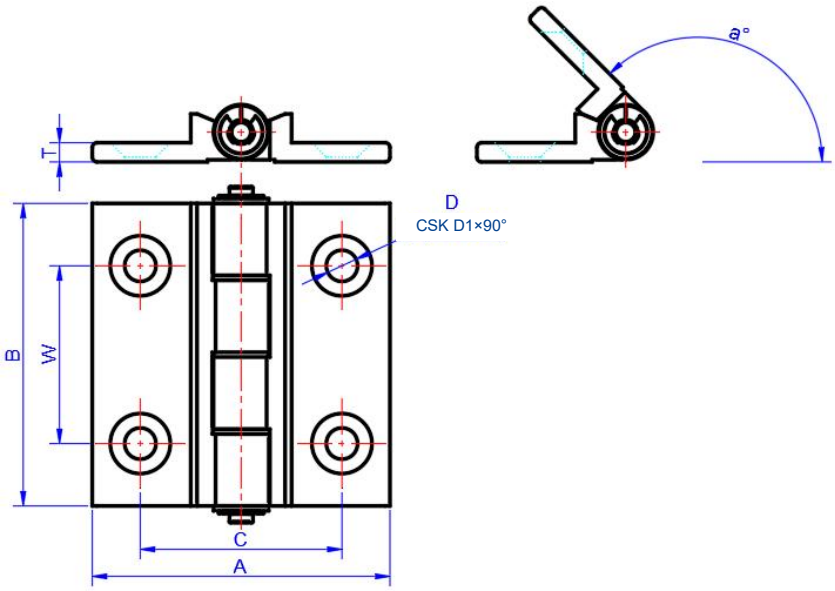

Model					A	B	C	W	T	D	D1	Mounting holes
Code	Type	Stop type	Size	Angle a								
XAKQ01	G	X	6263	135	62	63	36	37	4	6.5	12.5	4
XAKQ03			6263A	135			42					

Note: Theoretical weights are for reference; images are illustrative. Actual measured dimensions and thickness govern. Customization, machining and cutting available.

78. Aluminum Double Pivot Hinges

Code	Type	Material	Finish
XAKQ01 XAKQ03	Dual-axis	A6063	Natural anodized Black anodized



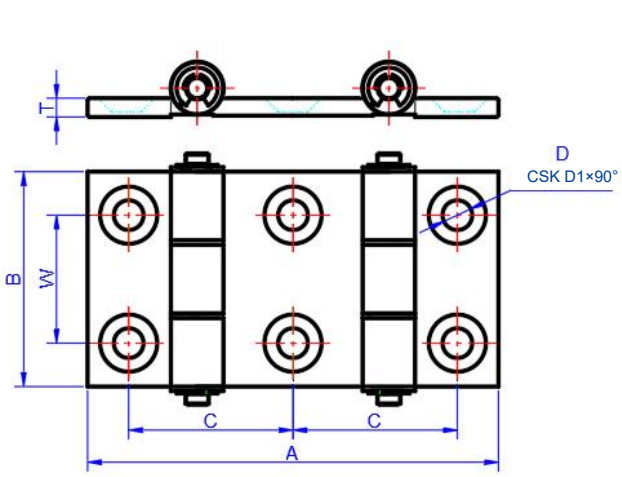

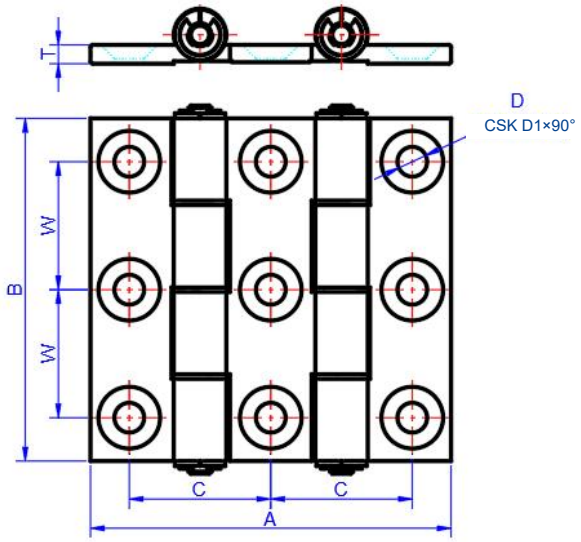

Model					A	B	C	W	T	D	D1	Mounting holes
Code	Type	Hole type	Dual-axis	Size								
XAKQ01 XAKQ03	G	Z	LR	7947	79	47	31	28	4	6.5	12.5	6
				10463	104	63	42	37				
				10463A			36					
				9047	90	47		28				
				7975	79	75	31					9
				10475	104		42					
				9075	90		36					

Note: Theoretical weights are for reference; images are illustrative. Actual measured dimensions and thickness govern. Customization, machining and cutting available.

79. Torque Hinges

Code	Type	Positioning	Material	Color
XHFM31	Friction	Any-angle positioning	ZDC	Black

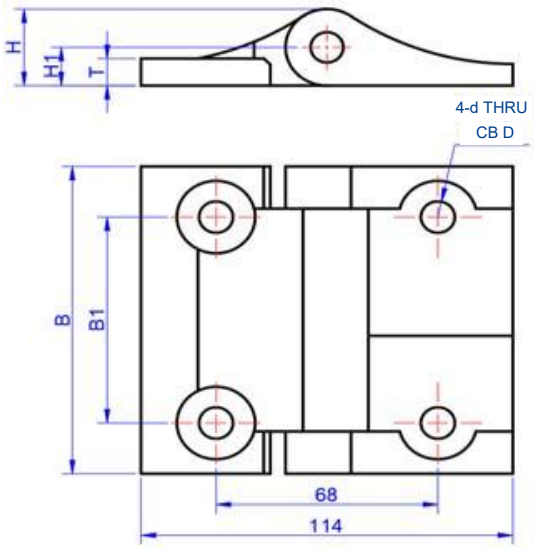



Model		A	B	A1	B1	H	H1	T	D	d	Torque (N•m)
Code	Size										
XHFM31	11	57	50.8	34	34	12.7	6.3	4.5	12	5.2	1.8±20%
	12										2.3±20%
	13										3.4±20%

Note: Theoretical weights are for reference; images are illustrative. Actual measured dimensions and thickness govern. Customization, machining and cutting available.

Code	Type	Positioning	Material	Finish
XHFK21	Adjustable friction	Any-angle positioning	A6063	Natural anodized
XHFK22				Black anodized

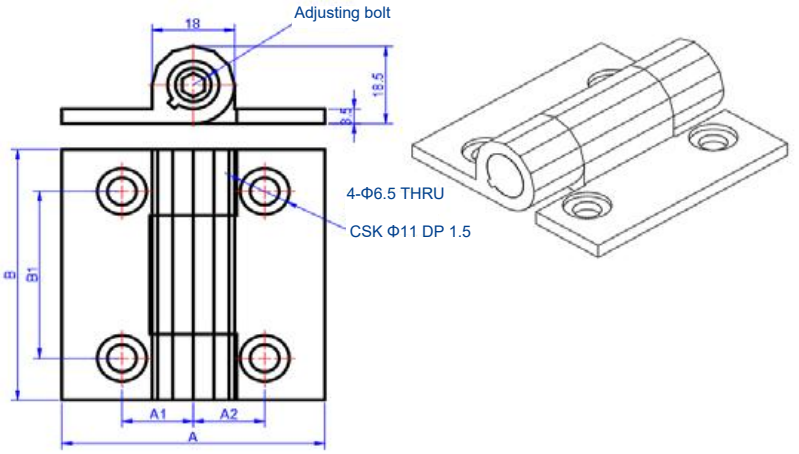



Model		A	B	A1	A2	B1	Torque (N•m)
Code	Size						
XHFK21 XHFK22	60	59	60	16	16	40	0-2.5
	60A				21		
	60B			21			

Note: Theoretical weights are for reference; images are illustrative. Actual measured dimensions and thickness govern. Customization, machining and cutting available.

80. Adjustable Leveling Feet

Code	Type	Material		Finish
		Stud	Base	Stud
XE-BZR01	PA base	S45C	PA	Chrome plated

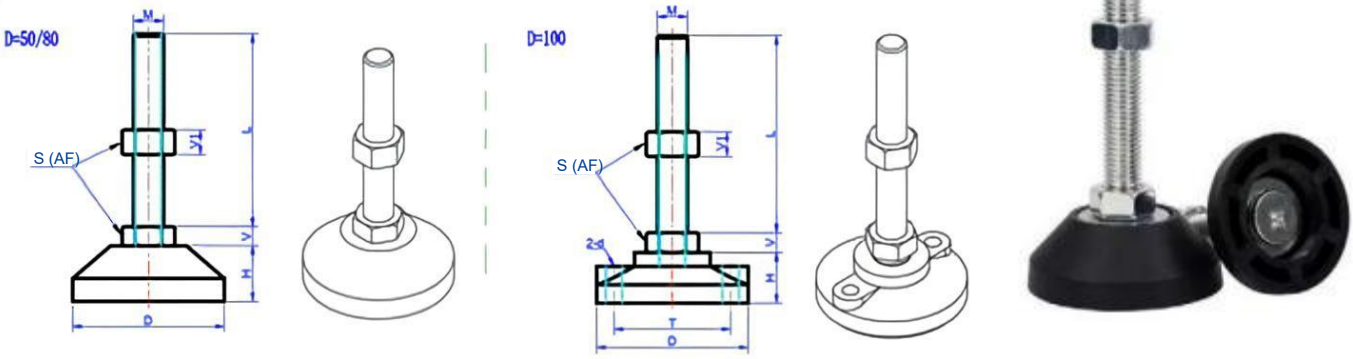

Model				S	V1	V	H	d	T	Load (kg)
Code	D	M	L							
XE-BZR01	50	8	50	14	6	6	20.5	–	–	420
			100							
		10	50	17	8	7				
			100							
		12	50	19	10	8				
			100							
			150							
	80	16	100	24	13	10	29			840
			150							
		20		30	16	13				
	100	16		24	13	10	33	11	73	1050
		20		30	16	13				

Note: Theoretical weights are for reference; images are illustrative. Actual measured dimensions and thickness govern. Customization, machining and cutting available.

81. Leveling Feet with All-Nylon Bases

Code	Type	Material		Finish
		Stud	Base	Stud
XE-BZV01	All-nylon base	S45C	PA	Chrome plated

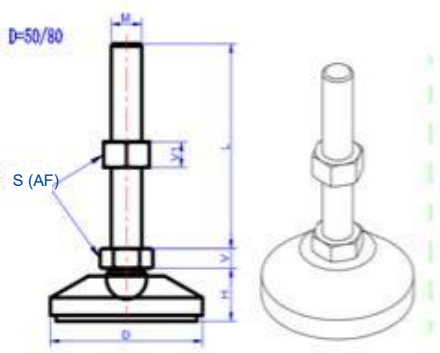

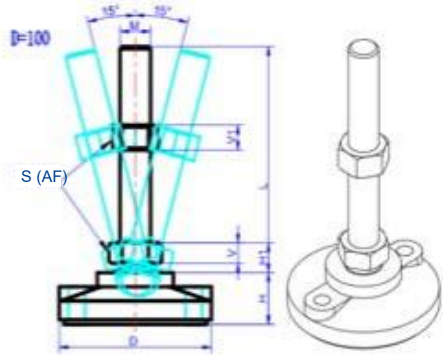



Model				S	V1	V	H	d	T	Load (kg)
Code	D	M	L							
XE-BZV01	50	8	50	14	6.5	8	23	–	–	500
			100							
		10	50	17	8					
			100							
		12	50	19	10					
			100							
			150							
	80	16	100	24	13	10				
			150							
		20		30	16	13				
	100	16		24	13	10	33	11	73	1100
		20		30	16	13				

Note: Theoretical weights are for reference; images are illustrative. Actual measured dimensions and thickness govern. Customization, machining and cutting available.

sinsdar

82. Medium-Duty Adjustable Leveling Feet

Code	Type		Material		Finish	
			Stud	Base	Stud	Base
XE-WAC53	Fixed-base adjustable	Round, with rubber pad	S45C	Q235+PVC (yellow)	Chrome plated	Chrome plated
XE-WAC54				Q235+PVC (black)	Chrome plated	Chrome plated
XE-WAC59		Round, no rubber pad		Q335	Chrome plated	Chrome plated

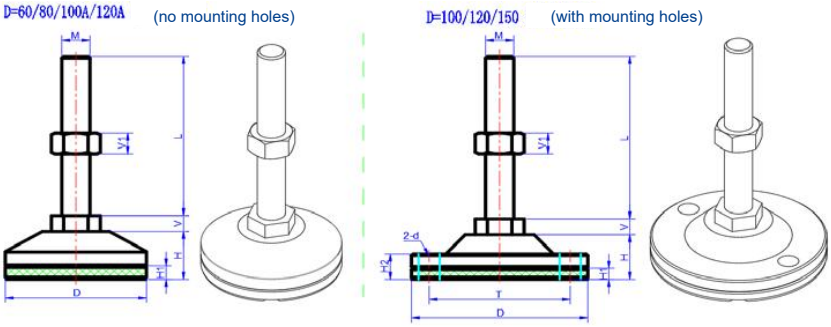



Model				S	H	H1	H2	V	V1	T	d	Load (kg)
Code	D	M	L									
XE-WAC53 XE-WAC54 XE-WAC59	60	10	75	17	27.5	6.5	–	7	8	–	–	500
			100									
		12	100	19				8	10			600
			125									
		16	100	24				10	13			700
			150									
	80	12	100	19	30	8.5		8	10			700
			125									
		16	100	24				10	13			800
			150									
		20	100	30				13	16			850
			150									
	100 100A	16	100	24				10	13			900
			125									
			150									
		20	100	30				13	16			950
			150									

Note: Theoretical weights are for reference; images are illustrative. Actual measured dimensions and thickness govern. Customization, machining and cutting available.

sinsdar

Accessories — Leveling Feet

Code	Type	Material			Finish	
		Cover	Stud	Base	Stud	Base
XE-WAC55	Fixed-base adjustable	S45C	S45C	Rubber (white)	Zinc plated	Zinc plated
XE-WAC52				Rubber (yellow)	Chrome plated	Chrome plated
XE-WAC71		SUS304	SUS304	Rubber (yellow)	–	–
XE-WAC75				Rubber (white)		



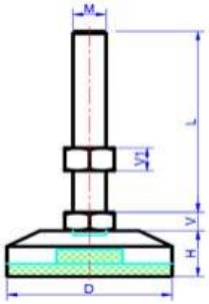

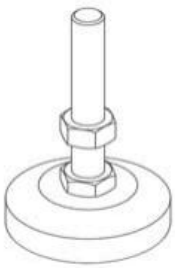

Model				S	H	V	V1	Load (kg)
Code	D	M	L					
XE-WAC55 XE-WAC52 XE-WAC71 XE-WAC75	60	12	100	19	24	8	10	600
			150					
		16	100	24		10	13	700
			150					
	80	16	100	24	27	10	13	800
			150					
		20	100	30		13	16	850
			150					
	100	16	100	24	32	10	13	800
			150					
		20	100	30		13	16	900
			150					

Note: Theoretical weights are for reference; images are illustrative. Actual measured dimensions and thickness govern. Customization, machining and cutting available.

83. Economy Adjustable Leveling Feet

Code	Type	Material		Finish
		Stud	Base	
XE-WAD22	All-nylon base	S45C	Nylon	Chrome plated
XE-WAD23		SUS304		–

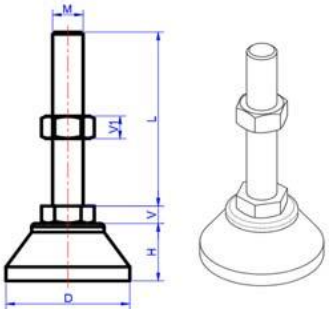



Model				S	V	V1	Load (kg)
Code	D	M	L				
XE-WAD22 XE-WAD23	65	12	50	19	8	10	280
			100				
			150				
		16	75	24	10	13	420
			100				
			150				

Note: Theoretical weights are for reference; images are illustrative. Actual measured dimensions and thickness govern. Customization, machining and cutting available.

sinsdar

Accessories — Leveling Feet

Code	Type	Material	Finish
XE-WAC21	No mounting holes	S45C	Nickel plated
XE-WAC22			Chrome plated
XE-WAC26		SUS304	–

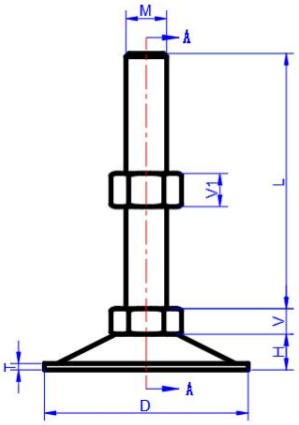

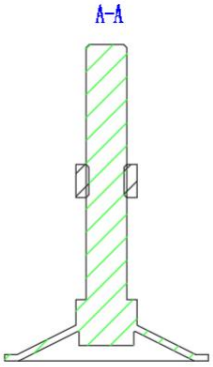

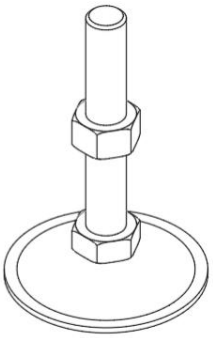



Model				S	H	T	V	V1	V1	Load (kg)
Code	D	M	L							
XE-WAC21 XE	50	8	50 100	14	10	2	5.5	6.5	6.5	400
		10	75 100	17			7	8	8	
	60	10	50 100	17	14					500
		12	100 150	19			8	10	10	
		16	100 150	24			10	13	13	
	80	12	100 150	19		2.5	8	10	10	700
		16	100 150	24			10	13	13	

Note: Theoretical weights are for reference; images are illustrative. Actual measured dimensions and thickness govern. Customization, machining and cutting available.

84. Low-Profile Casters

Code	Bracket				Wheel material	Bearing	
	Type	Material	Finish	Brake type		Swivel	Wheel
XCGL01	Plate swivel	Q235A	Baked paint (dark green)	–	Nylon (black)	Yes	Double ball bearing
XCGL02				Metal single brake			

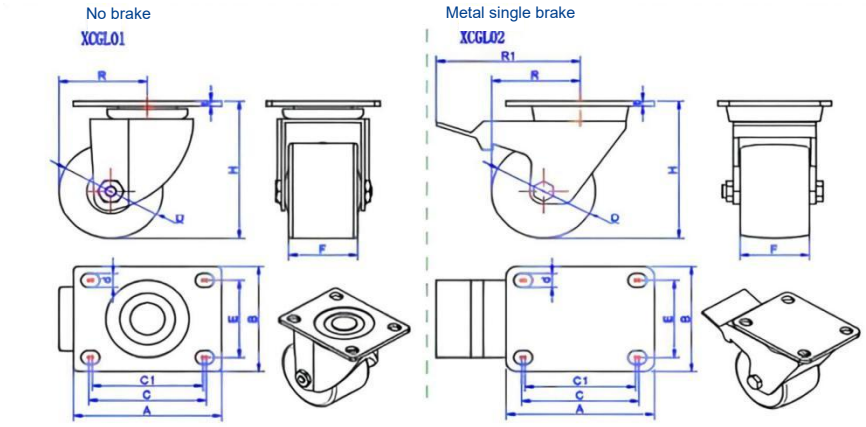



Model		H	t	F	A	B	C	E	C1	d	R	R1	Allowable load (Kg)
Code	D												
XCGL01 XCGL02	50	84	5	50	107	82	85	60	80	11	51	100	400
	63	96	4								58	98	550
	75	108									64	104	600
XCGL01	100	134									85.5	–	800

Note: Theoretical weights are for reference; images are illustrative. Actual measured dimensions and thickness govern. Customization, machining and cutting available.

sinsdar

Accessories — Casters

Code	Bracket					Wheel			
	Type	Material	Finish	Brake type	Plate style	Code	Material	Color	Bearing
XCEL31	Plate swivel	Q235A	E-coat (black)	–	Japanese style	N	Nylon	Black	Double ball bearing
XCEL41				Plastic single brake		UU	Polyurethane	Yellow	

No brake

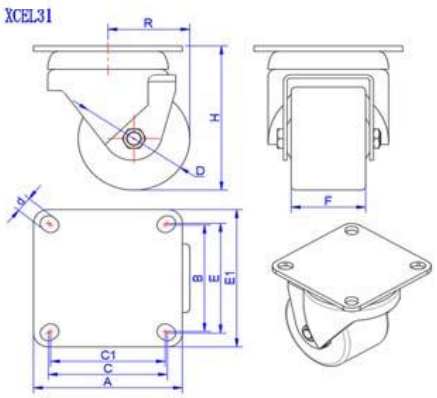

Plastic single brake

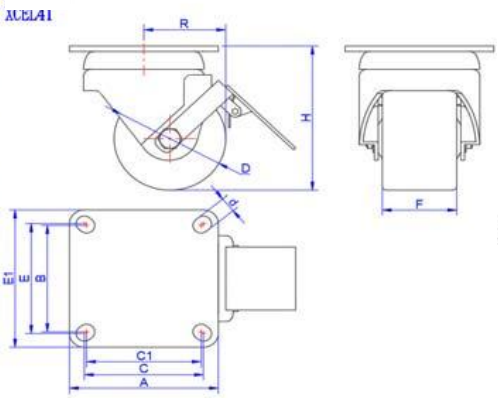



Model		Wheel code	H	F	A	B	C	C1	E	E1	d	R	Allowable load (Kg)
Code	D												
No brake XCEL31 Plastic single brake XCEL41	50	N UU	79	38	84	84	64	53	64	53	8.5	39	300
	65	N	95	50	100	100	80	77	80	77.5	11	52.5	500
	65A		100	40	110	110	85	–	60	–	9	57	300
	75		105	50	100	100	80	77	80	77.5	11	55	600
	75A			45	110	110	85	–	60	–	9	62	400

Note: Theoretical weights are for reference; images are illustrative. Actual measured dimensions and thickness govern. Customization, machining and cutting available.

85. Rigid Casters

Code	Bracket			Wheel				Bearing		
	Type	Material	Finish	Brake type	Code	Material	Color	Bearing	Swivel	Wheel
XCBK01	Fixed	Q235A	Zinc plated / E-coat (black)	–	P	Polypropylene	Gray	Single ball bearing	None	Yes
					U	Polyurethane	Light yellow			
					N	Nylon	White	Double ball bearing		

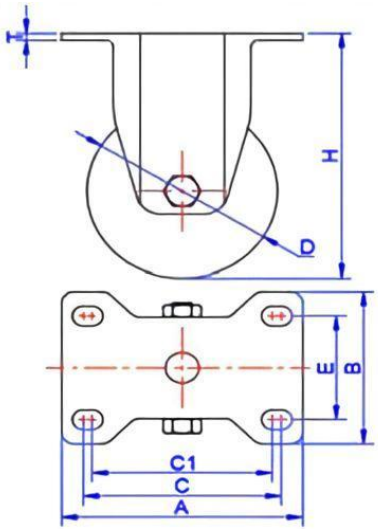

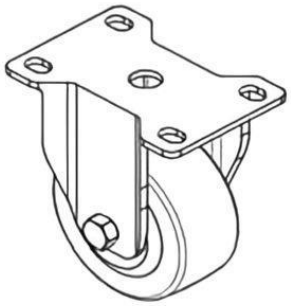





Model		Wheel code	H	t	F	A	B	C	C1	E	d	Allowable load (Kg)
Code	D											
XCBK01	50	P U N	74.5	2	26	71	52	55	50	35	8.2	50
	63	P U	94	3	32	95	66	78	71	45	8.5	100
	75	P U N	106									115
	100		131									140

Note: Theoretical weights are for reference; images are illustrative. Actual measured dimensions and thickness govern. Customization, machining and cutting available.

sinsdar

Accessories — Casters

Code	Bracket				Wheel				Bearing	
	Type	Material	Finish	Brake type	Code	Material	Color	Bearing	Swivel	Wheel
XCBL01	Fixed	Q235A	Zinc plated / E-coat (black)	–	P	Polypropylene	Gray	Single ball bearing	Yes	Yes
XCBL11				Plastic double brake	U	Polyurethane	Light yellow			
XCBL21				Metal side brake	N	Nylon	White	Double ball bearing		

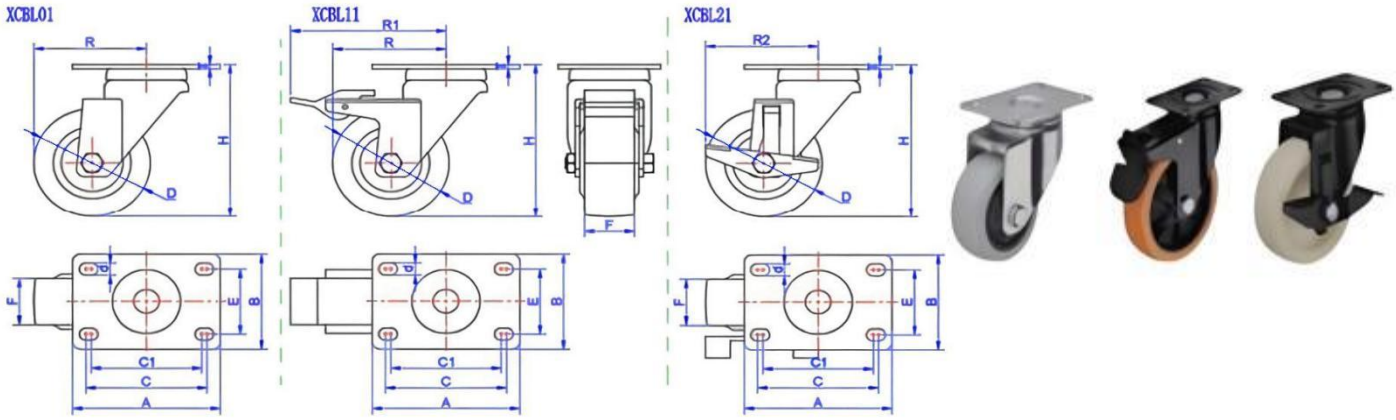

Model Code	D	Wheel code	H	t	F	A	B	C	C1	E	d	R	R1	R2	Allowable load (Kg)
XCBL01 XCBL11 XCBL21	50	PUN	74.5	2	26	71	52	55	50	35	8.2	53	76	–	50
	63	PU	94	3	32	95	66	78	71	45	8.5	66.5	102	70	100
	75	PUN	106									72.5		72.5	115
	100		131									85	107	85	140

Note: Theoretical weights are for reference; images are illustrative. Actual measured dimensions and thickness govern. Customization, machining and cutting available.

86. Economy Leveling Casters

Code	Bracket				Wheel			
	Type	Material	Finish	Brake type	Code	Material	Color	Bearing
XE-CXA01	Plate swivel	ADC	Powder coated (white)	–	NJ	Nylon	Black	Bushing
					NP	MC nylon	Blue	

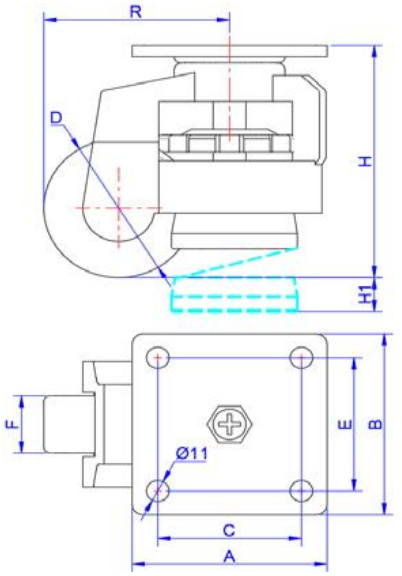

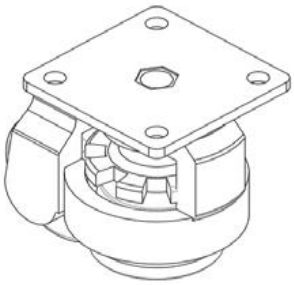



Model		Wheel code	D	H	H1	F	A	B	C	E	d	R	Allowable load (Kg)
Code	D												
XE-CXA01	60	NJ	50	82	10	24	73	73	58	58	7	61	250
	80		62	102	16	27.5	90	90	70	70	9	77.5	500
	100		73	122		30	95	95			11	90.5	750
	120			120	12							89	1000

Note: Theoretical weights are for reference; images are illustrative. Actual measured dimensions and thickness govern. Customization, machining and cutting available.